

# AMERICAN RANGE

QUALITY PROFESSIONAL COOKING EQUIPMENT

## CUISINE SERIES

24", 30", 36", 48" and 60" Cook Tops with Sealed Gas Burners




ARSCT-244




ASCT-305



ARSCT-366



ARSCT-648GD



ARSCT-606GDGR

DESIGN



CLASS



FUNCTION

# RESIDENTIAL GAS SLIDE IN COOK TOPS

## COOK TOP FEATURES

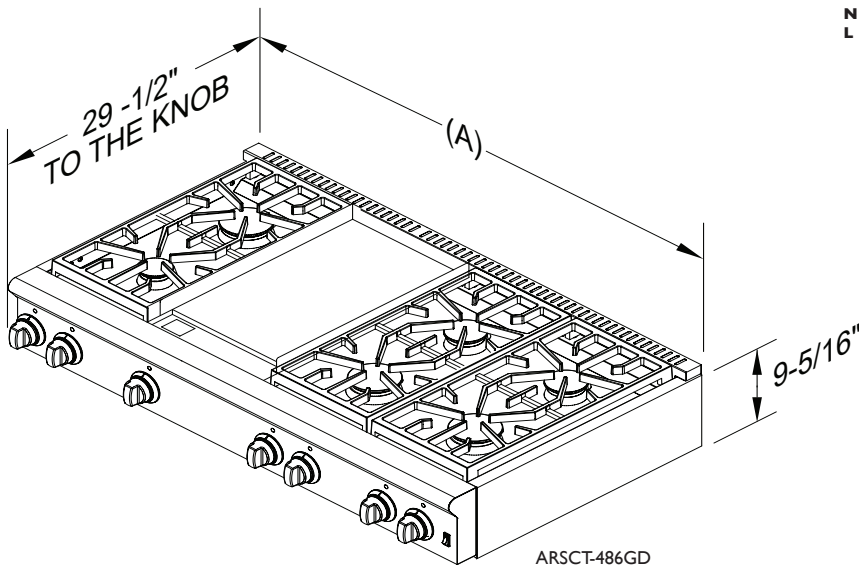
- Sealed burners deliver exceptional performance at every setting and lift off to provide easy cleanup.
- 3 sizes of burners to serve your everyday needs:  
17,000 BTU (lg), 13,000 BTU (med), 9,000 BTU (sm).
- Variable infinite flame settings for all burners.
- Automatic, electronic ignition with fail-safe system ensures re-ignition in the event the flame goes out, even on the the lowest burner setting.
- Continuous, commercial-grade, cast iron grates allow for easy transfer of pots and pans across the entire cooking surface.
- Sealed single piece stainless steel cook top can hold more than a gallon of spills.
- Analog controls provide easy, push and turn operation ensuring child safety.
- Blue LED lights indicate which burners are on.
- Heavy metal die-cast black satin knobs with chrome bezels.
- Backguard required, must order separately (not included).

## TECHNICAL SPECIFICATIONS

| Surface Burner Rating                   | Quantity and Size of Burners |                                   |       |    |     |    |    |    |
|---|------------------------------|-----------------------------------|-------|----|-----|----|----|----|
|   |                              | Total Load                        | Width | LG | MED | SM | GR | GD |
| Total Gas Connection Rating per model # | ARSCT-244                    | 56,000 BTU                        | 24"   | 2  | 1   | 1  | -  | -  |
|   | ARSCT-242GD                  | 40,000 BTU                        |       | -  | -   | -  | -  | 2  |
|   | ARSCT-242GR                  | 36,000 BTU                        |       | -  | -   | -  | 2  | -  |
|   | ARSCT-305                    | 56,000 BTU                        | 30"   | 2  | 2   | 1  | -  | -  |
|   | ARSCT-366                    | 86,000 BTU                        | 36"   | 3  | 2   | 1  | -  | -  |
|   | ARSCT-364GD                  | 76,000 BTU                        |       | 2  | 1   | 1  | -  | 1  |
|   | ARSCT-364GR                  | 74,000 BTU                        |       | 2  | 1   | 1  | 1  | -  |
|   | ARSCT-488                    | 116,000 BTU                       | 48"   | 4  | 3   | 1  | -  | -  |
|   | ARSCT-486GD                  | 106,000 BTU                       |       | 3  | 2   | 1  | -  | 1  |
|   | ARSCT-486GR                  | 104,000 BTU                       |       | 3  | 2   | 1  | 1  | -  |
|   | ARSCT-486GDGR                | 94,000 BTU                        |       | 2  | 1   | 1  | 1  | 1  |
|   | ARSCT-4842GD                 | 96,000 BTU                        |       | 2  | 1   | 1  | -  | 2  |
|   | ARSCT-484X2GR                | 92,000 BTU                        |       | 1  | 2   | 1  | 2  | -  |
|   | ARSCT-6062GD                 | 126,000 BTU                       | 60"   | 3  | 2   | 1  | -  | 2  |
|   | ARSCT-606X2GR                | 122,000 BTU                       |       | 3  | 2   | 1  | 2  | -  |
|   | ARSCT-606GDGR                | 124,000 BTU                       |       | 3  | 2   | 1  | 1  | 1  |
|   | Gas Supply                   | 7" W.C. Natural, 11" W.C. Propane |       |    |     |    |    |    |
|   | Electrical Supply            | 120VAC 15 AMP 60 Hz Single Phase  |       |    |     |    |    |    |

| ACCESSORIES & OPTIONS   | 24"           | 30"           | 36"             | 48"             | 60"             |
|---|---------------|---------------|-----------------|-----------------|-----------------|
| 1" Standard Fabricated Island Back                            | ARR-24SIB-L   | ARR-30SIB-L   | ARR-36SIB-L     | ARR-48SIB-L     | ARR-60SIB-L     |
| 1" Welded Island Back   | ARR-24IB-L    | ARR-30IB-L    | ARR-36IB-L      | ARR-48IB-L      | ARR-60IB-L      |
| 4" Stub Back  | ARR-244SB-L   | ARR-304SB-L   | ARR-364SB-L     | ARR-484SB-L     | ARR-604SB-L     |
| 20" High Back with Shelf                                      | ARR-2421HBS-L | ARR-3021HBS-L | ARR-3621HBS-L   | ARR-4821HBS-L   | ARR-6021HBS-L   |
| 12" Griddle Cover   | N/A           | N/A           | ARR-GDCOV12-S-L | ARR-GDCOV12-S-L | ARR-GDCOV12-S-L |
| 12" Grill Cover   | N/A           | N/A           | ARR-GRCOV12-L   | ARR-GRCOV12-L   | ARR-GRCOV12-L   |
| 12" Removable Heavy Duty Griddle Plate                        | N/A           | ARR-PGP12-L   | APR-PGP12-L     | APR-PGP12-L     | APR-PGP12-L     |
| 24" Removable Heavy Duty Griddle Plate                        | ARR-PGP24-L   | N/A           | APR-PGP24-L     | APR-PGP24-L     | APR-PGP24-L     |
| 24" Griddle Cover   | ARR-GDCOV24-S | N/A           | ARR-CUTB-12-L   | ARR-GDCOV24-S-L | ARR-GDCOV24-L   |
| 24" Grill Cover   | ARR-GRCOV24   | N/A           | N/A             | ARR-GRCOV24-L   | ARR-GRCOV24-L   |
| 12" Cutting Board   | ARR-CUTB-12-L | ARR-CUTB-12-L | ARR-CUTB-12-L   | ARR-CUTB-12-L   | ARR-CUTB-12-L   |
| 11" Mirror Chrome Flat Griddle Plate                          | N/A           | N/A           | MC11-FS-L       | MC11-FS-L       | MC11-FS-L       |
| 11" Mirror Chrome Grooved Griddle Plate                       | N/A           | N/A           | MC11-GG-L       | MC11-GG-L       | MC11-GG-L       |
| 22" Mirror Chrome Flat Griddle Plate                          | N/A           | N/A           | N/A             | MC22-FS-L       | MC22-FS-L       |
| 22" Mirror Chrome Left Flat & Right Grooved Griddle Plate     | N/A           | N/A           | N/A             | MC22-HG-L       | MC22-HG-L       |
| 22" Mirror Chrome Grooved Griddle Plate                       | N/A           | N/A           | N/A             | MC22-GG-L       | MC22-GG-L       |
| 22" Mirror Chrome Griddle Plate w/ Flavor Separator at Center | N/A           | N/A           | N/A             | MC22-SP-L       | MC22-SP-L       |
| Wok Adapter for Burner Grate                                  | ARR-WOK       | ARR-WOK       | ARR-WOK         | ARR-WOK         | ARR-WOK         |

**N** = Natural Gas    Must ship from factory with proper gas type  
**L** = LP Gas        Must provide **N** or **L** after model number for type of gas needed.  
**Example: ARSCT-366-L** represents unit to be built for **LP** gas.  
**Note:** Must specify elevation if over 1000 ft when ordering.



| Overall Dimensions (A) |           |         |         |
|------------------------|-----------|---------|---------|
| Nominal Width          | Width (A) | Height  | Depth   |
| 24"                    | 23-7/8"   | 9-5/16" | 29-1/2" |
| 30"                    | 29-7/8"   | 9-5/16" | 29-1/2" |
| 36"                    | 35-7/8"   | 9-5/16" | 29-1/2" |
| 48"                    | 47-7/8"   | 9-5/16" | 29-1/2" |
| 60"                    | 59-7/8"   | 9-5/16" | 29-1/2" |

| Cutout Dimensions |       |        |         |
|-------------------|-------|--------|---------|
| Nominal Width     | Width | Height | Depth   |
| 24"               | 24"   | 8      | 24-3/4" |
| 30"               | 30"   | 8      | 24-3/4" |
| 36"               | 36"   | 8      | 24-3/4" |
| 48"               | 48"   | 8      | 24-3/4" |
| 60"               | 60"   | 8      | 24-3/4" |