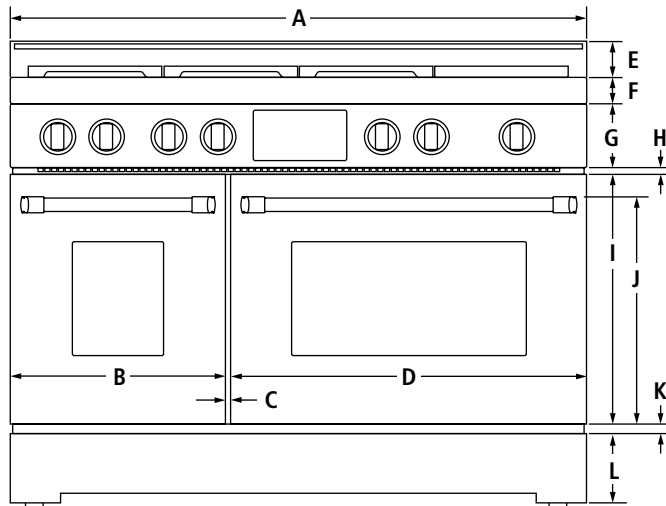


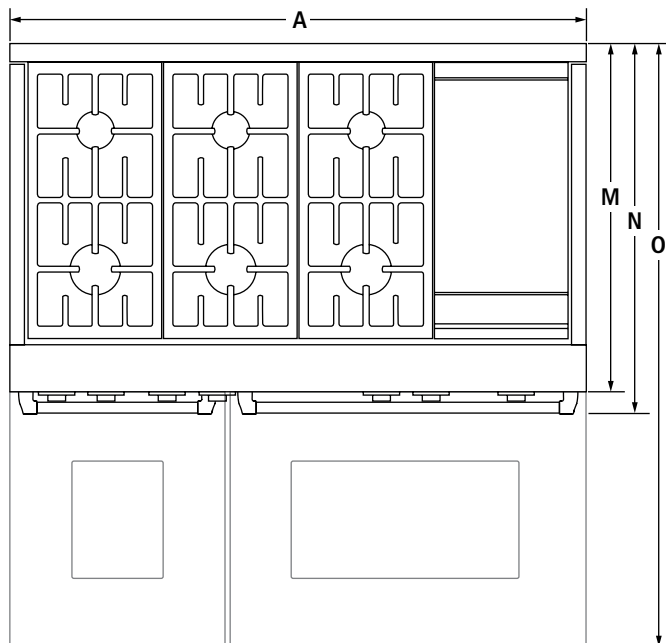
48" PRO-STYLE® GAS RANGE

JGRP548WP, JLRP548WP – 47⁷/₈" x 38³/₄" x 29¹/₄"

PRODUCT DIMENSIONS



FRONT VIEW



TOP VIEW

MODEL #		JGRP548WP JLRP548WP	
		in	cm
A	Overall width	47 ⁷ / ₈	121.6
B	Width of secondary oven door	17 ⁵ / ₈	44.6
C	Space between doors	³ / ₄	1.8
D	Width of main oven door	29 ⁵ / ₈	75.2
E	Height of island trim backsplash	3	7.6
F	Height of bullnose	2 ¹ / ₄	5.5
G	Height of control panel	5 ³ / ₈	13.5
H	Space between doors and control panel	⁷ / ₈	2.0
I	Height of doors	20 ³ / ₄	52.5
J	Height to top of handles	19 ³ / ₈	49.0
K	Space between doors and lower panel	1	2.5
L	Height of lower panel	5 ¹ / ₂	14.0
M	Depth with control panel overhang	27 ³ / ₈	69.5
N	Depth with handles	29 ¹ / ₄	74.2
O	Depth with doors fully open	45 ³ / ₄	116.2

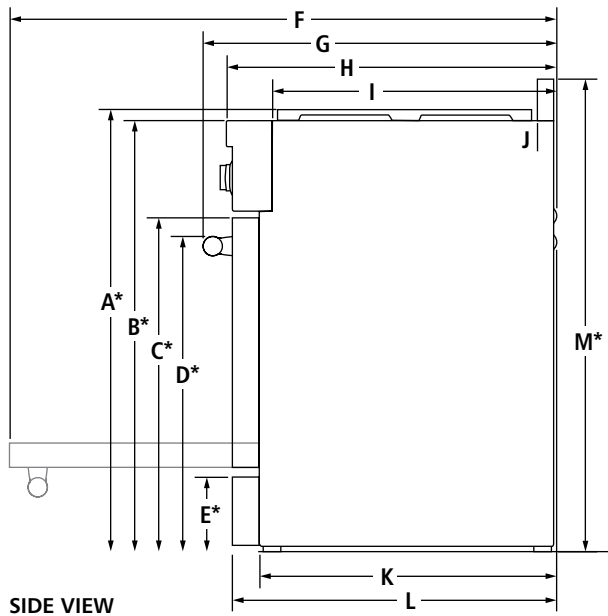
IMPORTANT: Dimensional specifications are provided for planning purposes only.Do not make any cutouts based on this information. Refer to the Installation Guide *before* selecting cabinetry, verifying electrical/gas connections, making cutouts or beginning installation.

All Jenn-Air® appliances are appropriately UL, CUL or CSA approved.

48" PRO-STYLE® GAS RANGE

JGRP548WP, JLRP548WP – 47⁷/₈" x 38³/₄" x 29¹/₄"

DIMENSIONS AS INSTALLED



MODEL #		JGRP548WP JLRP548WP	
		in	cm
A*	Height to top of grates (min.)	36 ³ / ₄	93.3
B*	Height to top of cooking surface (min.)	35 ³ / ₄	90.8
C*	Height to top of doors (min.)	27 ³ / ₈	69.5
D*	Height to top of handles (min.)	25 ⁷ / ₈	65.7
E*	Height to top of lower panel (min.)	5 ⁷ / ₈	14.9
F	Depth with doors fully open	45 ³ / ₄	116.2
G	Depth with handles	29 ¹ / ₄	74.2
H	Depth with control panel overhang	27 ³ / ₈	69.5
I	Depth without control panel	23 ¹ / ₂	59.5
J	Depth of island trim backsplash	2 ¹ / ₄	5.7
K	Depth without doors	24 ⁵ / ₈	62.5
L	Depth with doors	26 ³ / ₄	68.0
M*	Height to top of island trim backsplash (min.)	38 ³ / ₄	98.4

*Add 1³/₄" (4.4 cm) to the height dimension when leveling legs are fully extended.

IMPORTANT: Dimensional specifications are provided for planning purposes only.

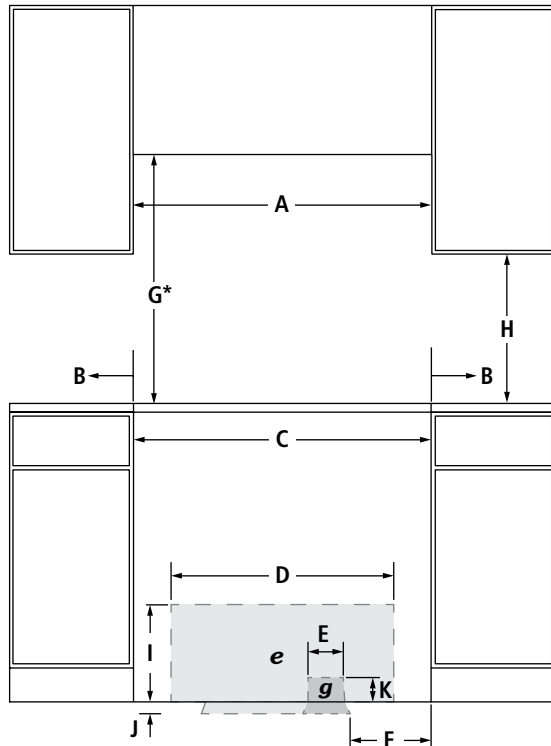
Do not make any cutouts based on this information. Refer to the Installation Guide *before* selecting cabinetry, verifying electrical/gas connections, making cutouts or beginning installation.

All Jenn-Air® appliances are appropriately UL, CUL or CSA approved.

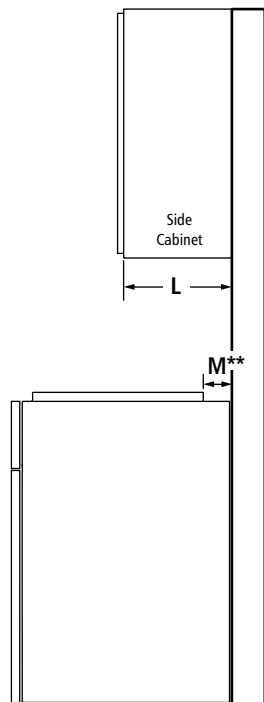
48" PRO-STYLE® GAS RANGE

JGRP548WP, JLRP548WP – 47⁷/₈" x 38³/₄" x 29¹/₄"

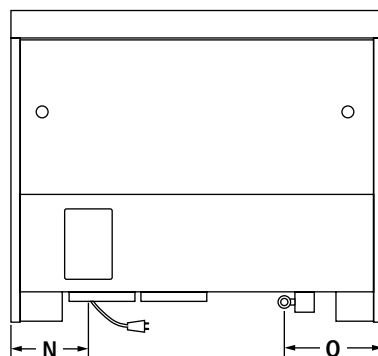
OPENING/CLEARANCE DIMENSIONS



FRONT VIEW



SIDE VIEW



BACK VIEW

MODEL #		JGRP548WP JLRP548WP	
		in	cm
A	Width of combustible area above cooking surface (min.)	48	121.9
B	Width from range to fixed wall or other combustible material (min.)	6	15.2
C	Width of opening (min.)	48 ¹ / ₄	122.6
D	Width of electrical installation area	40	101.6
E	Width of gas installation area	24	61.0
F	Width from side cabinet to gas installation area	6	15.2
G*	Height to bottom of uncovered wood or metal cabinet above cooking surface (min.)	42	106.7
H	Height to bottom of uncovered wood or metal cabinet (min.)	18	45.7
I	Height of electrical installation area	15	38.1
J	Depth of electrical and gas installation area	5	12.7
K	Height of gas installation area	3	7.6
L	Depth of upper cabinet (max.)	13	33.0
M**	Depth to wall (min.)	6	15.2
N	Width to electrical conduit	9 ¹ / ₈	23.0
O	Width to gas inlet	14 ³ / ₈	36.5
e	Recommended electrical access location		
g	Recommended gas supply line location		

*If installing a hood or hood liner above the range, follow the hood or hood liner instructions for dimensional clearances above the cooking surface.

**If back wall is constructed of a combustible material and a backsplash is not installed, a 6" (15.2 cm) minimum clearance is required.

ELECTRICAL REQUIREMENTS

120 volt, 60 Hz, AC only, 15-amp fused, grounded circuit is required. A dedicated circuit is recommended.

IMPORTANT: Dimensional specifications are provided for planning purposes only.

Do not make any cutouts based on this information. Refer to the Installation Guide *before* selecting cabinetry, verifying electrical/gas connections, making cutouts or beginning installation.

All Jenn-Air® appliances are appropriately UL, CUL or CSA approved.