


PRD486WIGU

48-INCH DUAL-FUEL PRO GRAND® INDUCTION RANGE

PROFESSIONAL COLLECTION, COMMERCIAL-DEPTH, PORCELAIN COOKTOP SURFACE



RANGETOP



| | |
|--|----------------------|
| Total Number of Cooktop Burners | 6 + Induction |
| 1 – Power of Back Left Burner BTU | 15,000 and XLO |
| 2 – Power of Front Left Burner BTU | 22,000 and XHI / XLO |
| 3 – Power of Back Center Burner BTU | 15,000 |
| 4 – Power of Front Center Burner BTU | 18,000 |
| 5 – Power of Right Back Center Burner BTU | 15,000 and XLO |
| 6 – Power of Right Front Center Burner BTU | 18,000 and XLO |
| 7 – Power of Far Right 12" Induction | 3,600 W |

OVEN

| | |
|-------------------------|-------------------|
| Oven Capacity (Lg / Sm) | 5.7 / 2.5 cu. ft. |
|-------------------------|-------------------|

Cooking Modes – Large Cavity

Bake, Convection Bake, True Convection, Convection Roast, Roast, Convection Broil, Broil

Cooking Modes – Small Cavity

Bake, Convection Bake, Proof, Keep Warm, Convection Roast, Roast, Convection Broil, Broil

| | |
|---------------------------------------|-----------------------------|
| Sabbath (Lg / Sm) | Yes / Yes |
| Self-Clean (Lg / Sm) | Yes / Yes |
| Telescopic Rack(s) (Lg / Sm) | 3 / 2 |
| Interior Lights (Lg / Sm) | 2 / 1 |
| Bake Power (Lg / Sm) | 2,000 W / 1,400 W |
| Broil Power (Lg / Sm) | 4,000 W / 2,600 W |
| Convection Power (Lg / Sm) | 2,750 W / 1,960 W |
| Home Connect® (Wi-Fi Enabled) | Yes, Large Oven Only |
| Lg Cavity Interior Dimensions (HxWxD) | 16 1/4" x 28" x 21 1/2" |
| Lg Cavity Usable Dimensions (HxWxD) | 12" x 25 3/8" x 19 1/2" |
| Sm Cavity Interior Dimensions (HxWxD) | 16 1/4" x 12 3/8" x 21 1/2" |
| Sm Cavity Usable Dimensions (HxWxD) | 12" x 9 3/4" x 19 1/2" |

DIMENSIONS & WEIGHT

| | |
|--------------------------------------|---|
| Overall Appliance Dimensions (HxWxD) | 35 3/4" – 36 3/4" x 47 15/16" x 27 7/8" |
| Required Cutout Size (HxWxD) | 35 3/4" – 36 3/4" x 48" x 24" – 25 1/8" |
| Net Weight | 530 lbs. |

FEATURES & BENEFITS

- ★ - ExtraHigh Star® Burner provides 22,000 BTUs of power for searing or boiling with QuickClean Base® designed for easy surface cleaning
- ★ - 4 ExtraLow® burners offer precision simmering, melting or keeping warm
- ★ - Multi-zone Liberty Induction module provides the ultimate in cooking performance and flexibility with PanBoost® and Heat Shift®
- ★ - 3,600W induction: rapid boiling and full surface heating for griddles
- ★ - Super Fast 2-hour self-clean mode is the fastest in the industry

TECHNICAL DETAILS

| | |
|-------------------|-----------------------------|
| Circuit Breaker | 50 A |
| Volts | 240 / 208 V, 60Hz 4 Wire |
| Energy Source | Gas and Electric |
| Plug Type | No Plug |
| Power Cord Length | Purchase Separately |
| Gas Supply | 3/4" |

WARRANTY

| | |
|---|--------|
| Limited Warranty, Entire Appliance, Parts and Labor | 2 Year |
|---|--------|

SEE PAGE 2 FOR INCLUDED AND OPTIONAL ACCESSORIES

PRD486WIGU

48-INCH DUAL-FUEL PRO GRAND® INDUCTION RANGE

PROFESSIONAL COLLECTION, COMMERCIAL-DEPTH, PORCELAIN COOKTOP SURFACE



ACCESSORIES (INCLUDED)

3 Telescopic Racks, 2 Sm. Telescopic Racks, Multi-Point Meat Probe, Island Trim

ACCESSORIES (OPTIONAL)



PWOKRINGHC

Wok Ring



PA12CHPBLK

Chopping Block / Cutting Board



PAGRIDDLE

Professional Griddle, Sits on Top of Grates Over 2 Star Burners, High-Release Coating



PA48WLBG

7" Low Backguard*



PA48WTKG

Toekick



PARKB48CGY

Metallic Blue Knob Kit



PALPKITDGW

LP Conversion Kit, Pro Grand Dual-Fuel Models with 4 and 6 Burners

PAALTKITGW

High Altitude Kit, Natural Gas or Dual-Fuel Pro Grand Ranges, 5,400 ft. to 10,200 ft.

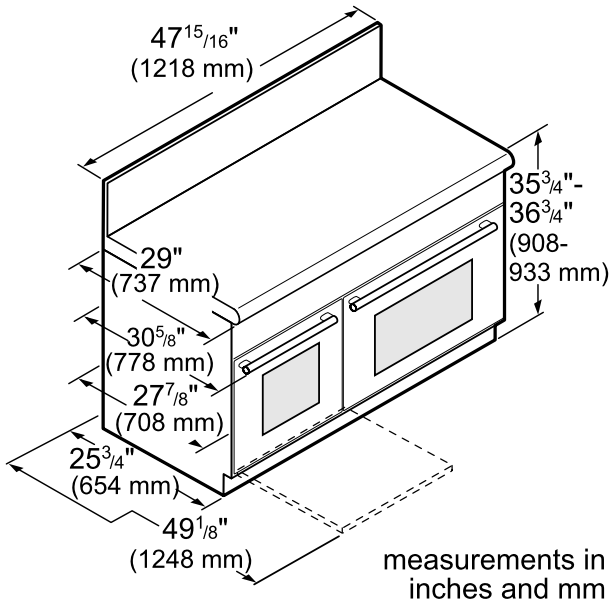
[Contact Customer Support](#)

High Altitude Kit, Gas or Dual-Fuel Pro Grand Ranges Connected to LP Gas, 10,000 ft. to 10,200 ft.

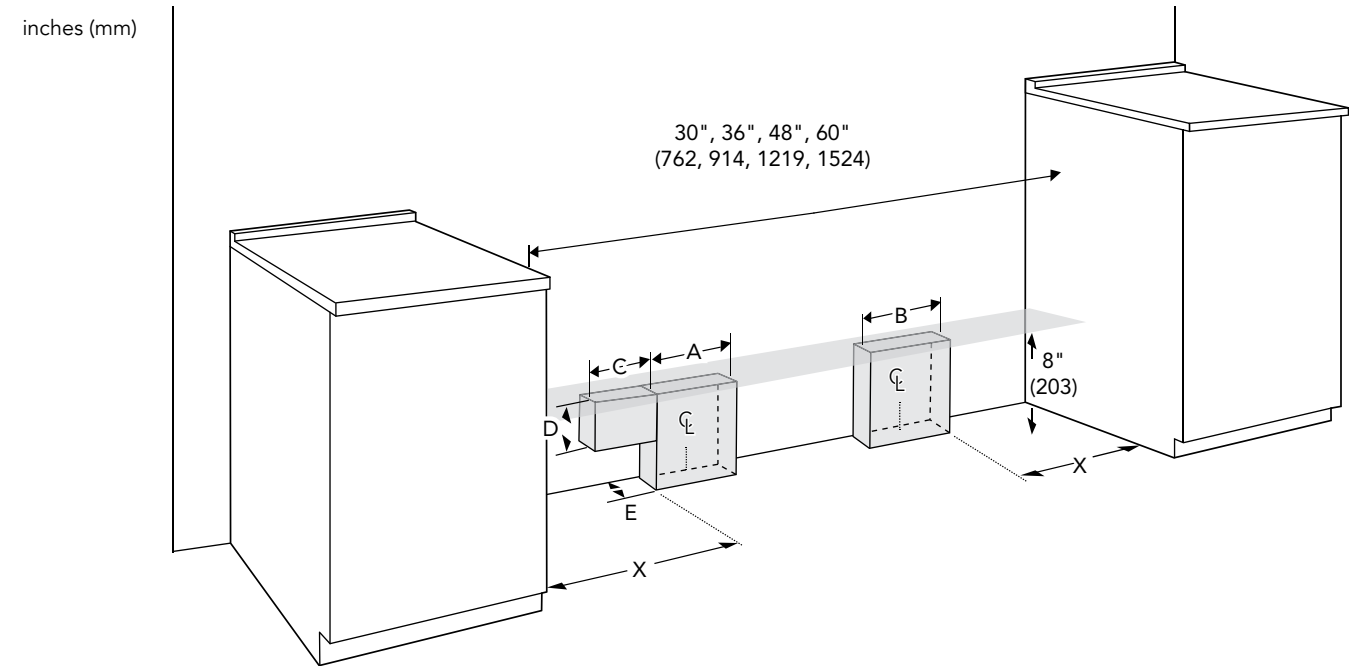
*Models PCG305xx, PRD305xx, PRD606xx, PRG305xx, PRG304xx and PRD304xx are suitable for 0" rear clearance to combustible surfaces. All other models: when using the included Island Trim a minimum 6" (152 mm) rear clearance is required to a combustible surface. When installing against a combustible surface, a Thermador® Low Backguard is required for a 0" rear clearance to the combustible surface. A Thermador Low Backguard must be purchased separately. A rear clearance to a surface covered in a noncombustible material (metal, ceramic tile, brick, marble, or stone) is 0" when using the included Island Trim. Clearances of less than 6" (152 mm) should be approved by the local codes and/or by the local authority having jurisdiction. Clearances from non-combustible materials are not part of the ANSI Z21.1 scope and are not certified by CSA.

PRD486WIGU
48-INCH DUAL-FUEL PRO GRAND® INDUCTION RANGE
PROFESSIONAL COLLECTION, COMMERCIAL-DEPTH, PORCELAIN COOKTOP SURFACE

48-INCH RANGE DIMENSIONS



48-INCH RANGE CUTOUT DIMENSIONS



| Range model | Gas zone A | Electric zone B | X | C | D | E |
|-----------------------|------------|-----------------|----------|----------|---------|---------|
| All Harmony series | 4" (102) | 6" (152) | 5" (127) | N/A | N/A | 2" (51) |
| 36"/ 48" Grand series | 4" (102) | 6" (152) | 8" (203) | 4" (102) | 3" (76) | 2" (51) |
| 60" Grand series | 4" (102) | 6" (152) | 8" (203) | 4" (102) | 3" (76) | 1" (25) |

PRD486WIGU

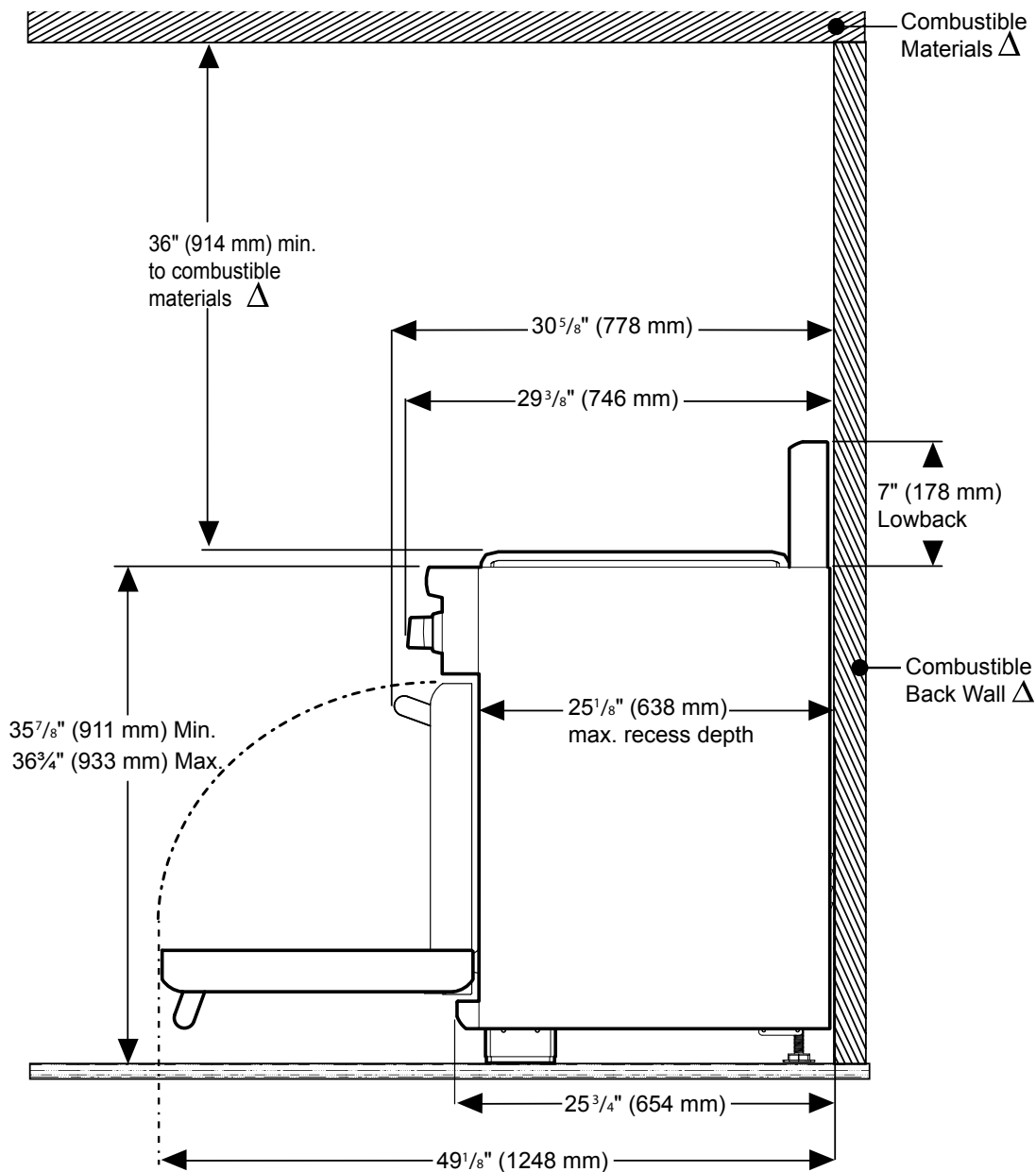
48-INCH DUAL-FUEL PRO GRAND® INDUCTION RANGE

PROFESSIONAL COLLECTION, COMMERCIAL-DEPTH, PORCELAIN COOKTOP SURFACE



48-INCH RANGE DIMENSIONS AND CLEARANCE REQUIREMENTS WITH "LOW BACK"

NOTE: A 36-inch minimum clearance is required between the top of the cooking surface and the bottom of an unprotected cabinet. A 30-inch clearance can be used when the bottom of the wood or metal cabinet is protected by not less than 1/4 inch of a flame retardant material covered with not less than No. 28 MSG sheet steel, 0.015 inch (0.4 mm) thick stainless steel, 0.024 inch (0.6 mm) aluminum, or 0.020 inch (0.5 mm) thick copper.



Δ As defined in the "National Fuel Gas Code" (ANSI Z223.1, Current Edition). Clearances from non-combustible materials are not part of the ANSI Z21.1 scope and are not certified by CSA. Clearances of less than 6" (152 mm) must be approved by the local codes and/or by the local authority having jurisdiction.

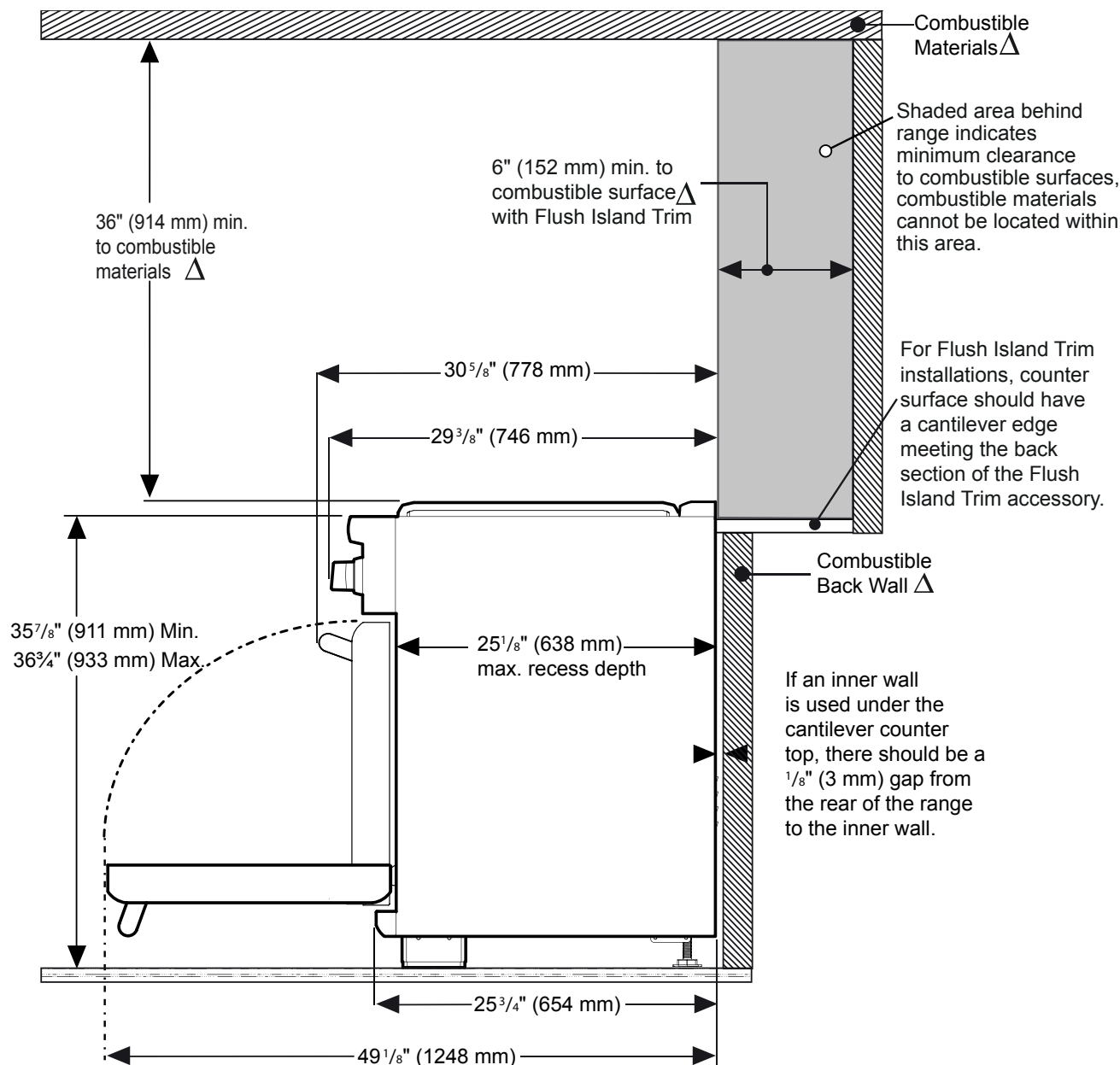
PRD486WIGU

48-INCH DUAL-FUEL PRO GRAND® INDUCTION RANGE

PROFESSIONAL COLLECTION, COMMERCIAL-DEPTH, PORCELAIN COOKTOP SURFACE



48-INCH RANGE DIMENSIONS AND CLEARANCE REQUIREMENTS WITH "FLUSH ISLAND TRIM"



Δ As defined in the "National Fuel Gas Code" (ANSI Z223.1, Current Edition). Clearances from non-combustible materials are not part of the ANSI Z21.1 scope and are not certified by CSA. Clearances of less than 6" (152 mm) must be approved by the local codes and/or by the local authority having jurisdiction.

These warranties give you specific legal rights and you may have other rights that vary from state to state. Limited warranty from date of delivery. For complete warranty details, refer to your Use & Care manual, or ask your dealer.

Specifications are for planning purposes only. Refer to installation instructions and consult your countertop supplier prior to making counter opening. Consult with a heating and ventilation engineer for your specific ventilation requirements. For the most detailed information, refer to installation instructions accompanying product or write to Thermador indicating the model number. Specifications are correct at time of printing. Thermador reserves the right to change product specifications or design without notice. Some models are certified for use in Canada. Thermador is not responsible for products that are transported from the U.S. for use in Canada.