

# 30" Double Wall Oven Right Swing Door

Benchmark® Series – Stainless Steel HBLP651RUC



**BOSCH**

Invented for life



**HBLP651RUC**  
Stainless Steel

The Bosch wall oven features a SideOpening door for easier cavity access and a high-resolution TFT user interface

## Features & Benefits

SideOpening door offers better ergonomic access to the oven cavity.

The color TFT control panel with SteelTouch™ buttons is easy to use.

A full-extension telescopic rack offers safe access to the oven cavity.

Convection Multi-Rack combines a third heating element with a back fan for even browning and time savings by using multiple racks at one time.

The wall oven is designed to be installed flush with cabinetry.

Bosch wall ovens are compatible with most competitors' cutouts.

## General Properties

Oven modes – upper cavity	Bake, Variable Broil (hi & low), Roast, Warm, Sabbath, Proof Dough, Convection Bake, Convection Broil, Convection Roast, Pizza, Convection Multi-Rack, Convection Conversion, AutoProbe, Fast Preheat, EcoChef, Speed Convection (Frozen Foods)
Oven modes – lower cavity	Identical to Upper Cavity (Exception: Lower Cavity Does not Feature Temperature Probe and EcoChef)
Cleaning type – upper cavity	Self Clean
Cleaning type – lower cavity	Self Clean
Telescopic rack	1
Illumination type – upper / lower cavity	Halogen
Interior lights – upper cavity	2
Interior lights – lower cavity	2

## Oven Performance

Bake / broil element – upper cavity	2,400 / 3,800 W
Convection element – upper cavity	2,000 W
Bake / broil element – lower cavity	2,400 / 3,800 W
Convection element – lower cavity	2,000 W



## Technical Details

Watts	9,125 W
Circuit breaker	40 A
Volts	240 / 208 V
Frequency	60 Hz
Power cord length	60"
Plug type	Fixed Connection, No Plug
Energy source	Electric

## Dimensions & Weight

Overall appliance dimensions (HxWxD)	52 1/16" x 29 3/4" x 24 1/2"
Required cutout size – Standard (HxWxD)	49 3/4" – 51 1/2" x 28 1/2" x 23 1/2"
Required cutout size – Flush (HxWxD)	52 3/16" x 30 3/4" x 24 1/2"
Oven cavity size – lower cavity	4.6 cu. ft.
Overall oven interior dimensions (HxWxD)	17 13/16" x 24 1/8" x 18"
Usable oven interior dimensions (HxWxD)	12 5/16" x 23 1/4" x 15 1/4"
Net weight	261 lbs

## Accessories—Included

Upper Oven: 1 Telescopic and 2 Standard Oven Racks, Temperature Probe  
Lower Oven: 3 Standard Oven Racks

## Accessories—Optional



**HEZTR301**  
30" Telescopic Rack



**00798845**  
30" Flat Rack

**Accessories:** To purchase Bosch accessories, cleaners & parts please visit [www.bosch-home.com/us/store](http://www.bosch-home.com/us/store) or call 1-800-944-2904 (Mon to Fri 5 am to 6 pm PST, Sat 6 am to 3 pm PST).

**Notes:** All height, width and depth dimensions are shown in inches. BSH reserves the absolute and unrestricted right to change product materials and specifications, at any time, without notice. Consult the product's installation instructions for final dimensional data and other details prior to making cutout.

**Warranties:** Please see Use & Care manual or Bosch website for statement of limited warranty.

**For more information on our entire line of products, go to [www.bosch-home.com/us](http://www.bosch-home.com/us) or call 1-800-944-2904**

© BSH Home Appliances Corporation. All rights reserved. Bosch is a registered trademark of Robert Bosch GmbH.

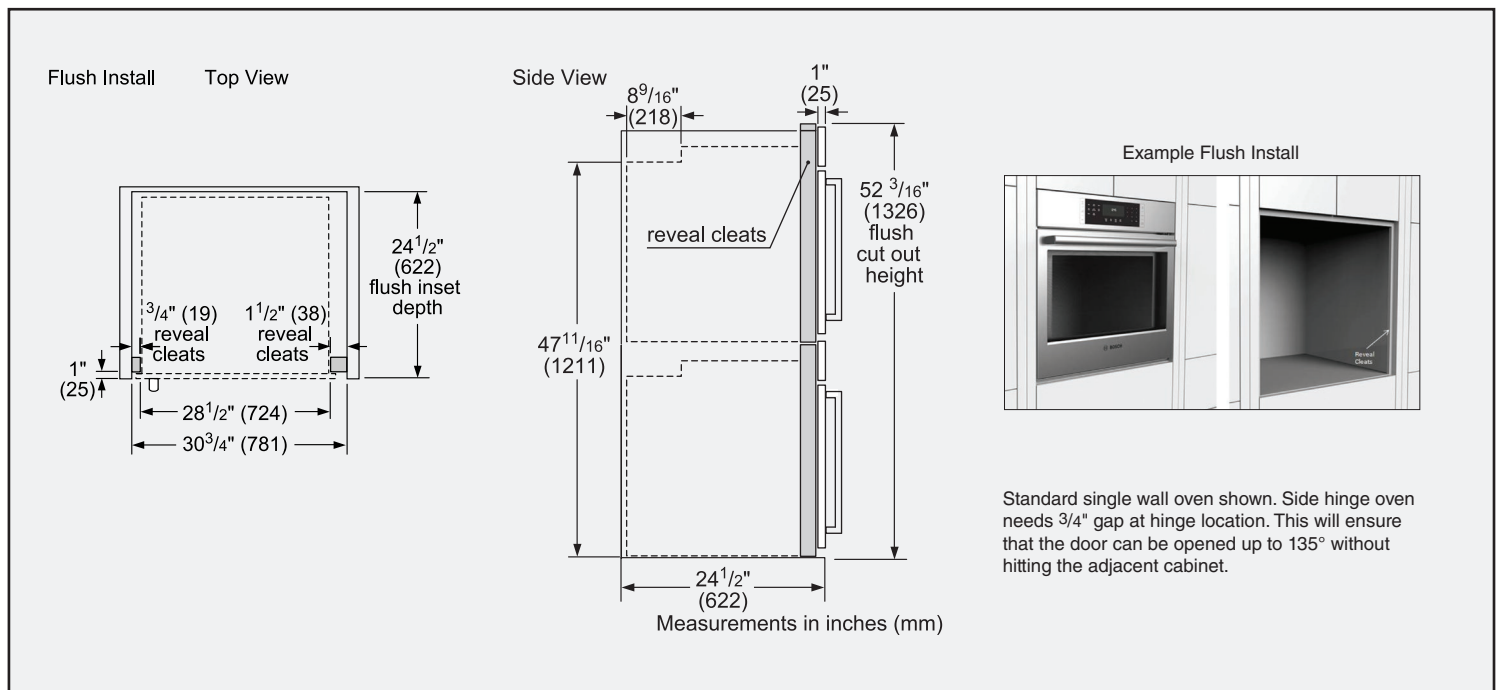
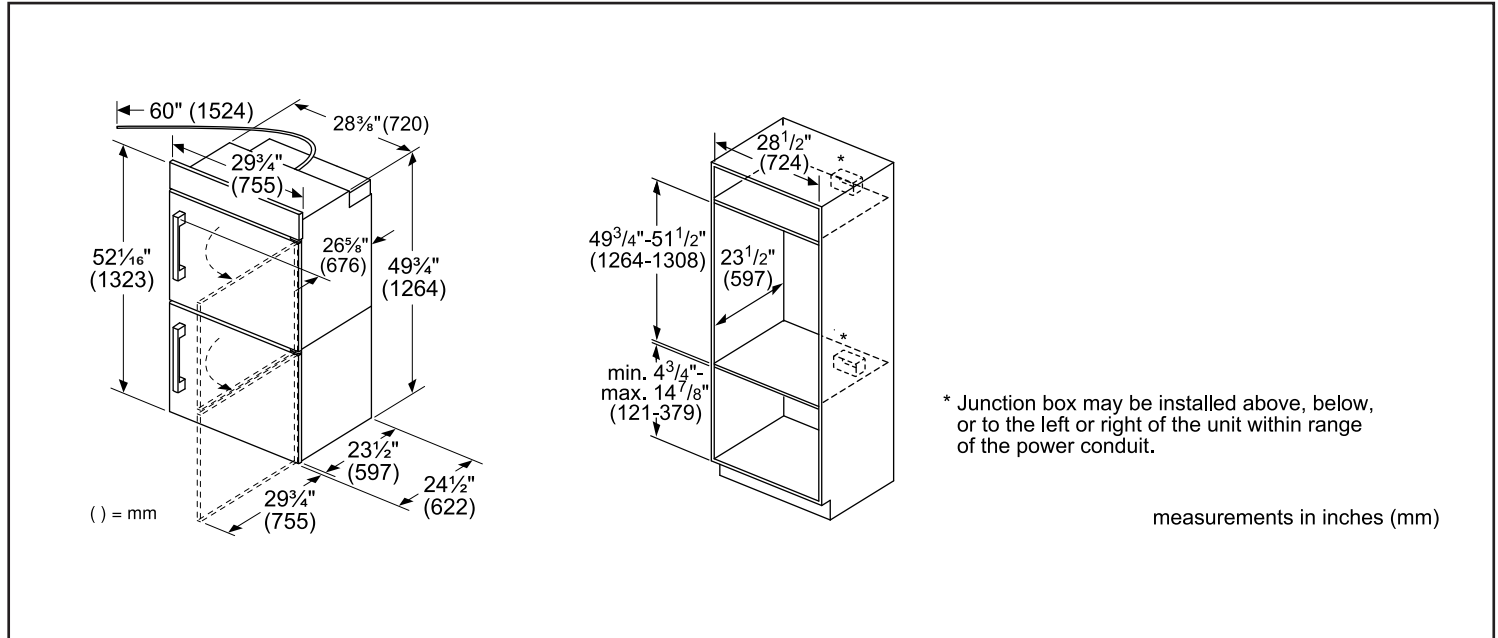
# 30" Double Wall Oven Right Swing Door

Benchmark® Series – Stainless Steel HBLP651RUC



**BOSCH**  
Invented for life

## Installation Details



**Accessories:** To purchase Bosch accessories, cleaners & parts please visit [www.bosch-home.com/us/store](http://www.bosch-home.com/us/store) or call 1-800-944-2904 (Mon to Fri 5 am to 6 pm PST, Sat 6 am to 3 pm PST).

**Notes:** All height, width and depth dimensions are shown in inches. BSH reserves the absolute and unrestricted right to change product materials and specifications, at any time, without notice. Consult the product's installation instructions for final dimensional data and other details prior to making cutout.

**Warranties:** Please see Use & Care manual or Bosch website for statement of limited warranty.

**For more information on our entire line of products, go to [www.bosch-home.com/us](http://www.bosch-home.com/us) or call 1-800-944-2904**

© BSH Home Appliances Corporation. All rights reserved. Bosch is a registered trademark of Robert Bosch GmbH.

# 30" Double Wall Oven Right Swing Door

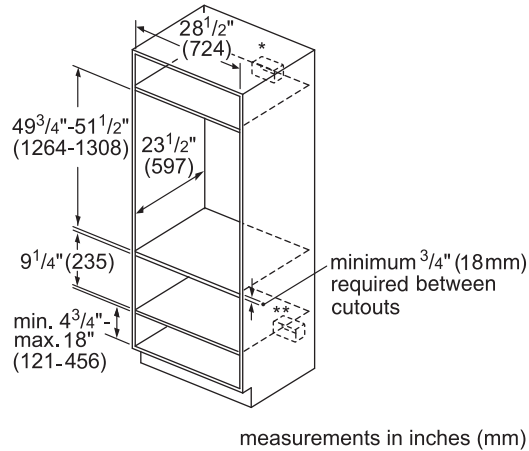
Benchmark® Series – Stainless Steel HBLP651RUC



**BOSCH**  
Invented for life

## Installation Details

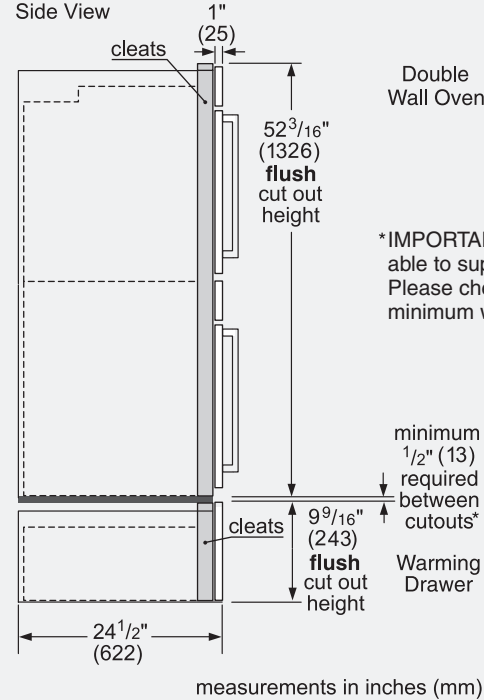
### Standard Installation 30" Double Oven over Storage or Warming Drawer



\* Wall oven junction box may be located above or right or left of the unit within reach of the power conduit.

\*\* Electrical hook up may be located below (depending on space) or next to the drawer within the reach of the power cord.

### Flush Installation Double Oven over Storage or Warming Drawer Side View



\*IMPORTANT: base has to be able to support oven weight. Please check oven manual for minimum weight requirements.

**Accessories:** To purchase Bosch accessories, cleaners & parts please visit [www.bosch-home.com/us/store](http://www.bosch-home.com/us/store) or call 1-800-944-2904 (Mon to Fri 5 am to 6 pm PST, Sat 6 am to 3 pm PST).

**Notes:** All height, width and depth dimensions are shown in inches. BSH reserves the absolute and unrestricted right to change product materials and specifications, at any time, without notice. Consult the product's installation instructions for final dimensional data and other details prior to making cutout.

**Warranties:** Please see Use & Care manual or Bosch website for statement of limited warranty.

**For more information on our entire line of products, go to [www.bosch-home.com/us](http://www.bosch-home.com/us) or call 1-800-944-2904**

© BSH Home Appliances Corporation. All rights reserved. Bosch is a registered trademark of Robert Bosch GmbH.