

PCWK22U1WDD

GE Profile™ Series 2.2 Cu. Ft. Built-In Sensor Microwave Oven

DIMENSIONS AND INSTALLATION INFORMATION (IN INCHES)

EXTERIOR DIMENSIONS (IN INCHES)	
W x H x D	24 7/8" x 13 9/16" x 19 11/16"

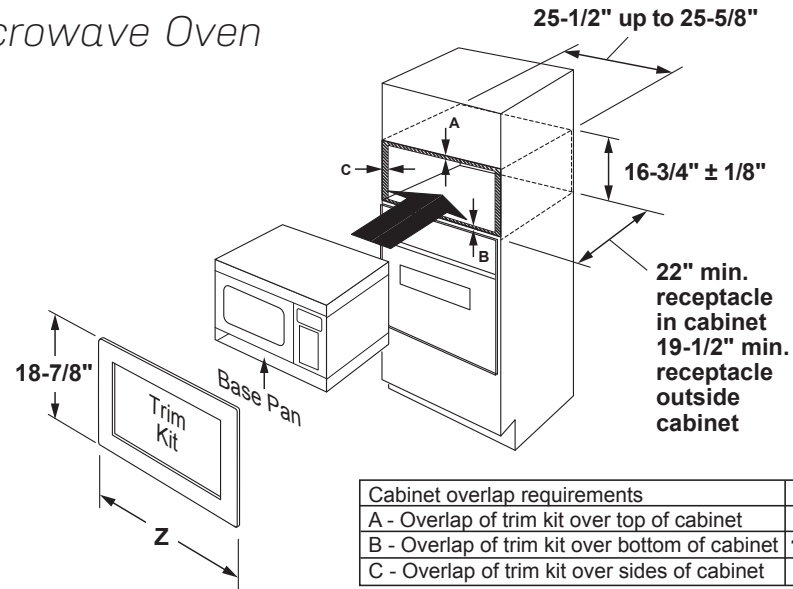
ACCESSORY TRIM KITS FOR GE MICROWAVE OVENS (AVAILABLE AT ADDITIONAL COST)

For a custom built-in appearance, these kits allow built-in installation of the microwave oven into a wall or cabinet alone and are U.L. approved for installation over a GE single electric wall oven. These kits should not be installed over a gas wall oven.

NOTE: 120V, 60-cycle, grounded power receptacle location optional on back within cabinet opening.

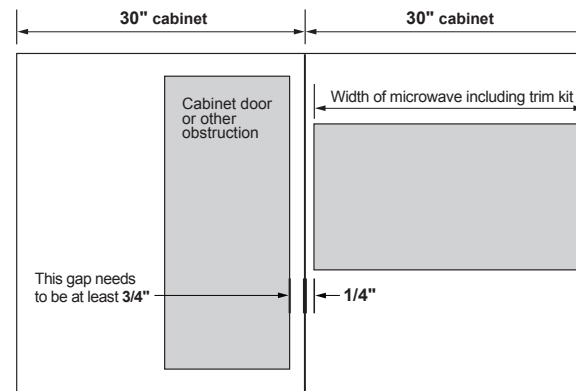
COLOR	TRIM KIT	SIZE	Z	MAX. HEIGHT
Stainless Steel	JX7227SLSS	27"	26 7/8"	18 7/8"
Slate	JX7227ELES	27"	26 7/8"	18 7/8"
Stainless Steel	JX7230SLSS	30"	29 3/4"	18 7/8"
Slate	JX7230ELES	30"	29 3/4"	18 7/8"
Black Stainless	JX7227BLTS	27"	26 7/8"	18 7/8"
Black Slate	JX7227FMDS	27"	26 7/8"	18 7/8"
Black Stainless	JX7230BLTS	30"	29 3/4"	18 7/8"
Black Slate	JX7230FMDS	30"	29 3/4"	18 7/8"

INSTALLATION INFORMATION: This information is not intended to be used for installing unit described. Before installing, consult installation instructions packed with product/kit for current dimensional data. For ADA compliance, the microwave must be installed no higher than 36 1/4".



Cabinet overlap requirements	30"	27"
A - Overlap of trim kit over top of cabinet	1"	1"
B - Overlap of trim kit over bottom of cabinet	1-1/8"	1-1/8"
C - Overlap of trim kit over sides of cabinet	2-1/8"	5/8"

NOTE: Allow an additional inch of clearance beyond trim kit frame on all sides to prevent the trim kit from blocking any outside adjoining cabinets/obstructions. Reference below drawing.



For answers to your Monogram, GE Café™ Series, GE Profile™ Series or GE Appliances product questions, visit our website at geappliances.com or call GE Answer Center® Service, 800.626.2000.



PCWK22U1W

GE Profile™ Series 2.2 Cu. Ft. Built-In Sensor Microwave Oven

FEATURES AND BENEFITS

Built-in microwave – This countertop microwave is built-in capable with a sleek matching trim kit

Glass touch controls -- Features a smooth glass design that is easy to operate and easy to clean

Scan-to-Cook Technology -- Effortlessly prepare your favorite frozen meals exactly as intended by the manufacturer—just scan the barcode, and let your microwave handle the rest.

WiFi Connect -- Seamlessly manage your GE Profile microwave's power, cook time, and timers from your smartphone, tablet, or voice control device for ultimate convenience.

Sensor cooking controls -- Automatically adjusts time and power for delicious cooking results

Weight and time defrost -- Simply enter the weight of the food, and the oven automatically sets the optimal defrosting time and power level or set your desired time for defrosting

Extra-large 16.5" turntable -- Rotates food throughout the cycle and accommodates large cookware

Two-Step Child Lock - This mandatory feature helps prevent unintended use by younger family members, with the option to deactivate it if not needed.


Add 30 seconds button -- Add 30 second increments of microwave cooking time

Kitchen timer -- Minute timer helps keep you on track

Model PCWK22U1WDD -- Gray

Model PCWK22U1WWW -- White

Model PCWK22U1WBB -- Black



For answers to your Monogram, GE Café™ Series, GE Profile™ Series or GE Appliances product questions, visit our website at geappliances.com or call GE Answer Center® Service, 800.626.2000.



Listed by
Underwriters
Laboratories