

CORE

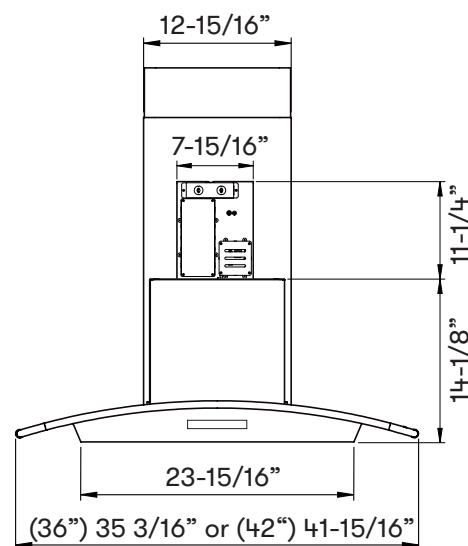
MILANO

ISLAND

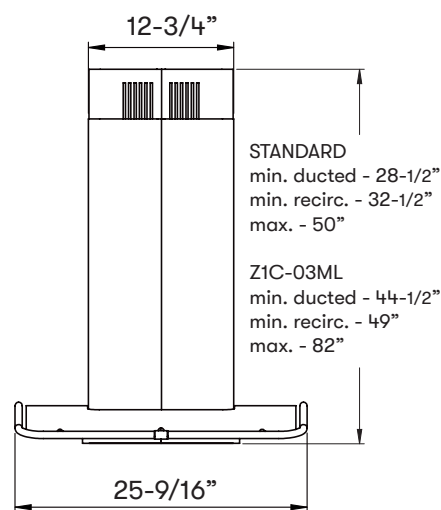
**ZEPHYR**

ZEPHYRONLINE.COM

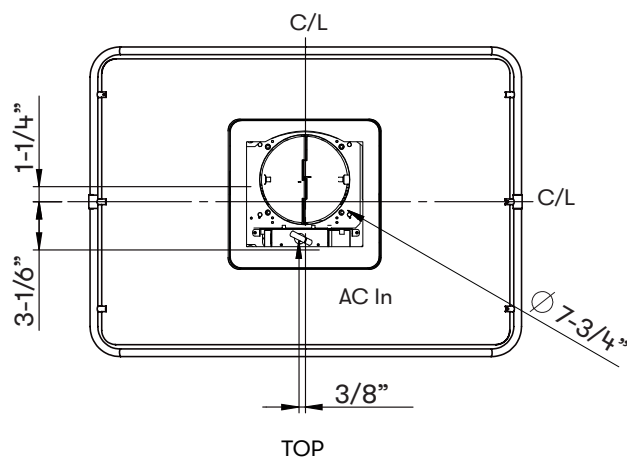
	INTERNAL BLOWER STANDARD	INTERNAL BLOWER with ACT™ AIRFLOW CONTROL TECHNOLOGY™*		
Min. - Max. CFM	200 - 700	200 - 590	200 - 390	200 - 290
Min. - Max. Sones	0.8 - 6	*AIRFLOW CONTROL TECHNOLOGY™ (ACT™) is an exclusive feature built into specific Zephyr hoods which can limit the maximum blower CFM to meet local code requirements.		


**ACT™** **POWERWAVE™**


FRONT



SIDE



## MODEL

Glass Canopy	ZML-M90CG	ZML-E42CG
Stainless Steel Canopy	ZML-M90CS	ZML-E42CS
Size	36"	42"

## BLOWER PERFORMANCE

Blower CFM (Min. - Max.)	200 - 700	200 - 700
Sones (Min. - Max.)	0.8 - 6	0.8 - 6
ACT 590 CFM (Min. - Max.)	200 - 590	200 - 590
ACT 390 CFM (Min. - Max.)	200 - 390	200 - 390
ACT 290 CFM (Min. - Max.)	200 - 290	200 - 290

## FEATURES

Zephyr Connect App Compatible	Yes	Yes
Alexa & Google Home Compatible	Yes	Yes
ACT™ Technology	590, 390, 290	590, 390, 290
Controls	Proximity Touch	Proximity Touch
Speed Levels	6*	6*
Auto Delay-Off	Yes	Yes
CleanAir Function	Yes	Yes
Lighting	LumiLight LED, 6W x4	LumiLight LED, 6W x4
Tri-Level Lighting	Yes	Yes
Filters	Aluminum Mesh x2	Aluminum Mesh x2
Recirculating Option	Yes	Yes
Quick-Lock Installation	Yes	Yes
Magnetic Duct Covers	Yes	Yes
Extension Duct Cover Option	Yes, Up to 12' Ceiling	Yes, Up to 12' Ceiling
ADA Compliant	Yes, with Zephyr Connect or Remote	Yes, with Zephyr Connect or Remote

## DUCT SPECIFICATIONS

Vertical Internal Blower	8" Round	8" Round
Horizontal Internal Blower	NA	NA
AC POWER	120V, 60Hz at Max. 5A	120V, 60Hz at Max. 5A

## OPTIONAL ACCESSORIES

Wireless Remote Control	14000005	14000005
Recirculating Kit	ZRC-00ML	ZRC-00ML
Extension Duct Cover	Z1C-03ML	Z1C-03ML
Make-Up Air Kit	MUA008A	MUA008A

MOUNTING HEIGHT RANGE**	24" - 34"	24" - 34"
-------------------------	-----------	-----------

## WARRANTY

3 years parts, 1 year labor 3 years parts, 1 year labor

CEILING HEIGHT		8'	8.5'	9'	9.5'	10'	10.5'	11'	12'
STANDARD DUCT COVER	Ducted Mounting Height*	24" - 31.5"	24" - 34"	24" - 34"	28" - 34"	34" - 34"	NA	NA	NA
	Recirc Mounting Height*	24" - 27.5"	24" - 33.5"	24" - 34"	28" - 34"	34" - 34"	NA	NA	NA
EXTENSION DUCT COVER	Ducted Mounting Height*	NA	NA	24" - 27.5"	24" - 33.5"	24" - 34"	24" - 34"	24" - 34"	26" - 34"
	Recirc Mounting Height*	NA	NA	NA	24" - 29"	24" - 34"	24" - 34"	24" - 34"	26" - 34"

\*When ACT™ is enabled the maximum speed levels will change. ACT 590 CFM = 5 speeds, ACT 390 CFM = 4 speeds and ACT 290 CFM = 3 speeds.

\*\*Mounting height refers to distance between top of a 36" tall cooking surface and bottom of hood.



## Zephyr Connect App

Zephyr Connect App allows you to control your range hood from anywhere using your mobile device. It includes real time diagnostics and provides important product information. All you need is a WiFi connection with access to the internet. It seamlessly integrates with your smart devices such as Amazon Alexa or Google Home smart speaker for voice activation. Available to download from Google Play or the App Store.



## Airflow Control Technology™ (ACT™)

is an exclusive feature built into specific Zephyr hoods which can limit the maximum blower CFM to meet local code requirements.

## PowerWave™ 3-Phase Blower Technology

delivers best-in-class performance with unparalleled quiet operation. It provides more power while minimizing noise and improving efficiency.