

HydroTap Elite Plus BCS Tap

Product Spec Sheet



HydroTap Elite Plus Boiling/Chilled/Sparkling (BCS) Tap

Offering the choice of instant filtered boiling, chilled and sparkling water, the minimalist and understated look and the streamlined design and clean lines of the HydroTap Elite Plus are sure to please.

This HydroTap Elite Plus can be installed over the sink as a secondary tap or over our optional Classic Range Integrated or Classic Range Raised Font / Drip Tray.

The HydroTap Elite Plus is available in six finishes: Chrome, Brushed Chrome, Matte Black, Brushed Gold, Brushed Nickel and Gunmetal.

HydroTap Elite Plus BCS Tap - Available Finishes



Chrome



Brushed
Chrome



Matte
Black



Brushed
Gold



Brushed
Nickel



Gunmetal

Product Order Codes for HydroTap Elite Plus BCS Taps

HydroTap Elite Plus BCS Tap in Chrome	01043222
HydroTap Elite Plus BCS Tap in Brushed Chrome	01043477
HydroTap Elite Plus BCS Tap in Matte Black	01043478
HydroTap Elite Plus BCS Tap in Brushed Gold	01043479
HydroTap Elite Plus BCS Tap in Brushed Nickel	01043481
HydroTap Elite Plus BCS Tap in Gunmetal	01043480

Please see individual product spec sheets for command center and accessory product specs and order codes.

HydroTap Elite Plus BCS Tap

Product Spec Sheet



Installation Requirements

The HydroTap is a pump-driven system so the installation of the Tap must be within 3' (0.9m) of the base command center. Installation on most countertops is straightforward however, some stone countertops may require a specialized cutting service.

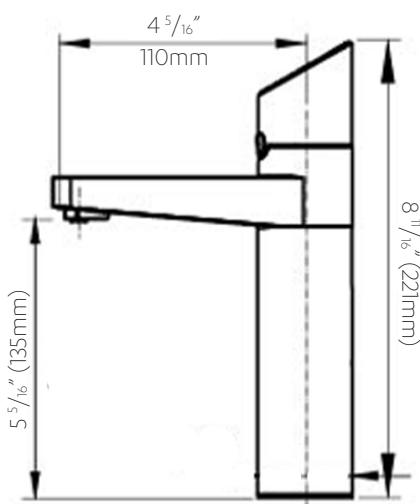
If using a drip tray (font) accessory, suitable drainage to a trapped waste is required within 3' (0.9m) of the installation. Sufficient space and clearance to install the HydroTap as detailed in the product installation guidelines is required.

Installation and connection of your HydroTap must be carried out by a qualified person, observing all local, state, & federal regulations.

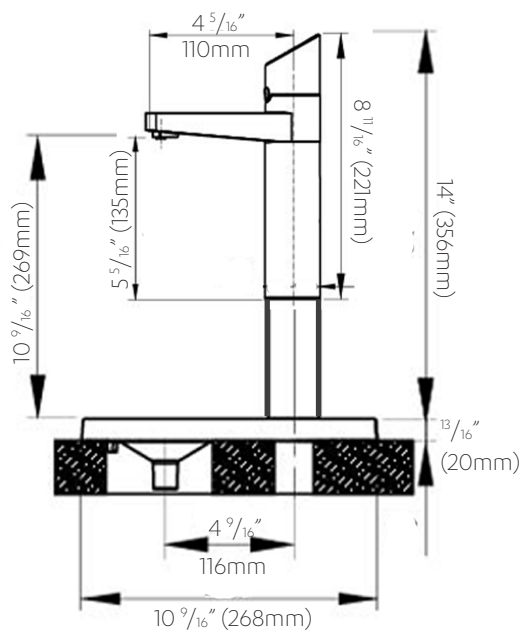
HydroTap Elite Plus BCS - Tap Specs

Style:	HydroTap Elite Plus Tap (BCS) - includes boiling water safety lock
Hole Size:	1 - 3/8" / 35mm
Tap Height:	8 11/16" (221mm) or 14" (356mm) when installed with an optional font / drip tray
Installation:	Over sink as a secondary tap or on optional font / drip tray
Flow Rate:	Max 1.8gpm / 6.8lpm
Sparkling Water Flow Rate	0.4 gpm / 1.5lpm
Product Certifications:	IAPMO - NSF/ANSI 372, 42, 53, CSA B438.1, ASSE 1023, ASSE 1087; cUL; CEC
ADA Compliant:	Yes

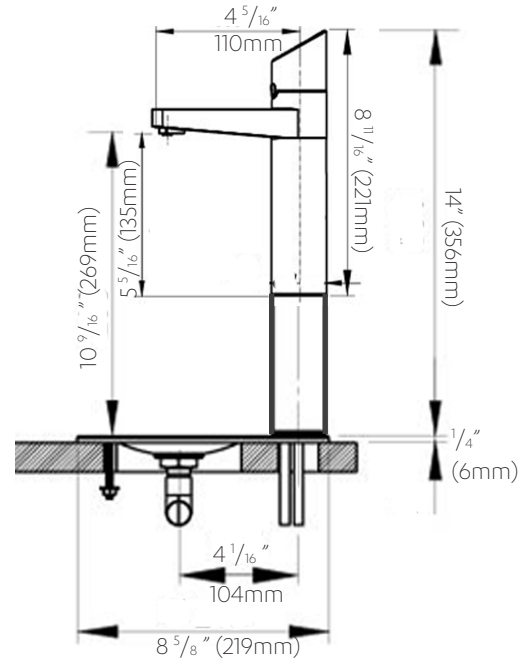
Elite Plus - Tap View



Elite Plus with Raised Font



Elite Plus with Integrated Font



Installation by Zip Professional Service is available in select metro areas and can be arranged with a phone call to 1-833-233-2358 or by emailing wecare@na.zipwater.com. Technical Installation assistance over phone or video call can be obtained by calling our customer care line at 1-833-233-2358, Monday through Friday 8am - 5pm Central Time.