

IR36551/S/P



FEATURES

- Wolf induction technology offers consistent, precise temperature control and nearly instantaneous temperature adjustment response
- Every induction zone features Boost Mode for quick boils. The new 5500-watt zone supercharges Boost Mode to heat liquid in even the largest pots with incredible speed
- Sturdy knobs mimic the experience of cooking with gas, offering precision across the temperature range. Flick past the highest setting to quickly engage Boost Mode
- Slick ceramic glass surface resists scratching, staining, and impact; because the cooktop stays relatively cool, spills wipe off easily
- The Bridge function joins two induction zones into one large area, enabling use of an induction-capable griddle, open roaster, or fish poacher
- Wolf's Dual VertiFlow™ convection system provides reliably even heat, reduces hot and cold spots, and enables consistent multi-rack cooking
- Take the guesswork out of cooking with 10 chef-created cooking modes, including Bake, Broil, Convection, Convection Roast, Dehydrate, Gourmet, Proof, Roast, Stone, and Warm
- Gourmet Mode features nearly 50 presets that automatically control the oven to ensure delicious results
- Control your range from wherever you are using our convenient Owners' App—remotely preheat, adjust temperatures, select modes, and more
- Stainless-steel construction, heavy-duty handles, and Wolf's iconic knobs make a striking statement and coordinate elegantly with similarly styled Sub-Zero, Wolf, and Cove appliances

ACCESSORIES

- 30" Broiler Pan and Rack
- 30" Premier Baking Sheet
- 36" Dehydration Rack Set
- 36" Full-Extension Ball-Bearing Oven Rack
- 36" Induction Range Brushed Brass Bezel Kit
- 36" Multifunction Pan
- 36" Standard Oven Rack
- Bake Stone Kit
- Filler Trim
- Temperature Probe
- Stainless Steel Kickplates
- Rear Caster Covers
- Front Leg Extension Covers
- Professional Induction Range Knob Kits
- 5" and 10" stainless steel risers, and 20" riser with shelf

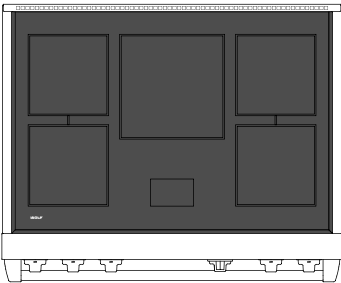
Accessories available through an authorized dealer.  
For local dealer information, visit [subzero-wolf.com/locator](https://subzero-wolf.com/locator).



KNOB OPTIONS



TOP CONFIGURATION



COOKTOP SPECIFICATIONS

- Five induction zones
- 4 - 8" 2,100 Watt element with 3,700 W Boost
- 1 - 11" 2,600 W Zone with 5,500 W Boost

## DIMENSIONS

Technical drawing of the Wolf 30-inch electric range, showing front and side views with dimensions.

**Front View Dimensions:**

- Overall Width:  $35\frac{7}{8}"$  (911)
- Overall Height:  $36\frac{1}{2}"$  (927)\*

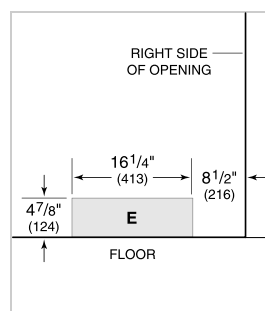
**Side View Dimensions:**

- Depth (to cooktop):  $29\frac{1}{2}"$  (749)
- Depth (to oven door):  $26\frac{7}{8}"$  (683)
- Depth (to toe kick): 24" (610)
- Oven Door Height:  $35\frac{1}{2}"$  (902)\*
- Toe Kick Depth: 26" (660)
- Overall Depth (to toe kick):  $47\frac{1}{4}"$  (1200)

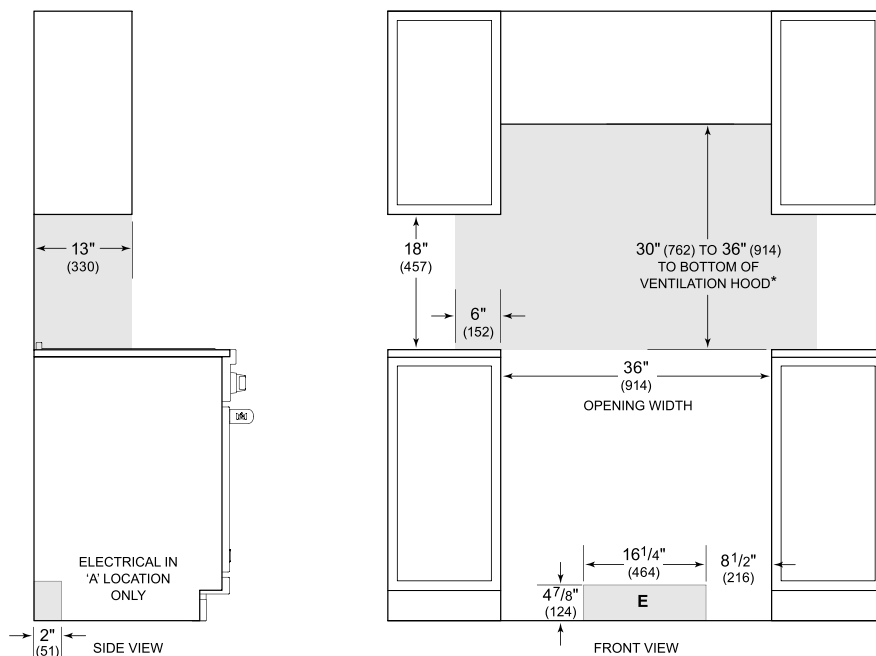
**Notes:**

- \* $35\frac{1}{2}"$  (902) MIN TO  $38"$  (965) MAX

## STANDARD INSTALLATION



**NOTE:** Dimensions in parenthesis are in millimeters unless otherwise specified



\*Without ventilation hood, 36" (914) minimum clearance countertop to combustible materials.

**NOTE:** Shaded area above countertop indicates minimum clearance to combustible surfaces.

Combustible materials cannot be located within this area.

*For island installation, 12" (305) minimum clearance back of range to combustible rear wall above countertop.*