

Café Minimal Series 30" Smart Built-In Convection Single Wall Oven in Platinum Glass

CTS90DM2NS5

C A F É



This model requires a one-time WiFi connection to download oven features and functionality enabled by software. Follow instructions on your LCD screen on how to connect.

FEATURES & BENEFITS

Built-In WiFi, Powered by SmartHQ™ App* - Manage all aspects of your kitchen with the help of the SmartHQ™ App or your voice assistant.

Personalized Features + Upgrades* - Usher in the latest features by downloading cooking upgrades right to your oven, putting Air Fry and more in your repertoire.

Create an easy-to-clean, contemporary look for your kitchen with the striking reflective glass finish.

Simply **use your voice*** to open the wall oven, so you can keep both hands on heavy dishes.

Monitor your food from your smart device thanks to a heat-resistant **in-oven camera***, which syncs to the SmartHQ™ app.

Simplify the cooking process with **precision cooking modes** that automatically track progress, and make time and temperature adjustments.

Integrated **hot air frying** technology gives you crispy results in your oven without using oil.

Make homemade chips, spices and dehydrated fruits more easily than ever with a **moisture-removing setting** in your oven.

Eliminate the need for preheating and save time with a variety of **precision cooking modes**.

This oven features **True European Convection**, an advanced convection system that uses a third heating element and reversing fan for the highest level of heat and air circulation.

A precision **temperature probe** connects to the oven to ensure your food is properly cooked.

This oven will fit your existing cut-out, or GE Appliances will help pay for modifications up to \$300.

*Some features require continuous WiFi connection to use.

FEATURES

Configuration	Single Oven
Cooking System	True European Convection with Direct Air
Oven Cleaning Type	Self-Clean with Steam Clean Option
Cleaning Time	Variable with Delay Clean Option
Oven Cooking Modes	Convection Bake; Convection Bake Multi-Rack; Convection Broil Hi/Lo; Convection Roast; Precision Cooking Modes; Thermal Bake; Thermal Broil Hi/Lo
Self-Clean Oven Door Lock	Automatic
Control Type	7" Full-Color Touch LCD Screen
Oven Features	10-Pass Bake Element; 10-Pass Dual Broil Element; Closed Door Broiling
Oven Rack Features	2 Self-Clean Roller Racks; 6 Embossed Rack Positions
Oven Control Features	12-Hour Shut-Off Capability; Audible Preheat Signal; Auto Recipe Conversion; Certified Sabbath Mode; Control Lock Capability; Cook Time; C° or F° Programmable; Dehydration; Delay Time; Electronic Clock & Kitchen Timer; Mis-Wire Detection; Oven Camera; Proof Mode; Remote Enabled; Scan-to-Cook; Temperature Probe; Warm Mode
WiFi Connect	Built-In
Connected Capabilities	Amazon Alexa; The Google Assistant; IFTTT; Fresco; Innit; Sonos; Google Home
Cooking Technology	Convection
Oven Interior	2 Halogen Interior Oven Lights; Black Gloss Finish; Hidden Bake

CAPACITY

Total Capacity (cubic feet)	5.0 cu ft
-----------------------------	-----------

POWER / RATINGS

Amp Rating at 208V	20
Amp Rating at 240V	20
Bake Wattage	2,850W
Broiler Wattage	4,300W
Convection Wattage	2,400W
KW Rating at 208V	3.4
KW Rating at 240V	4.5

WEIGHTS & DIMENSIONS

Approximate Shipping Weight	177 lb
Net Weight	161 lb
Overall Height	28-5/8 in
Overall Width	29-3/4 in
Overall Depth	24-3/4 in
Cabinet Width	30 in
Cutout Dimensions (w x h x d) (in.)	28-5/8 x 27-5/16 x 23-1/2
Oven Interior Dimensions (W x H x D) (in.)	25 x 17-3/8 x 20-1/4

APPEARANCE

Color Appearance	Platinum Glass
Handle	Push-to-Open, Soft Open Hinges
Installation	Above Warming Drawer; Side-by-Side; Under Built-In Advantium; Under Built-In Microwave; Flush Inset

Café Minimal Series 30" Smart Built-In Convection Single Wall Oven in Platinum Glass



CTS90DM2NS5

WARRANTY

Parts Warranty	Limited 1-Year Entire Appliance
Labor Warranty	Limited 1-Year Entire Appliance
Warranty Notes	See Written Warranty for Full Details

DIMENSIONS AND INSTALLATION INFORMATION

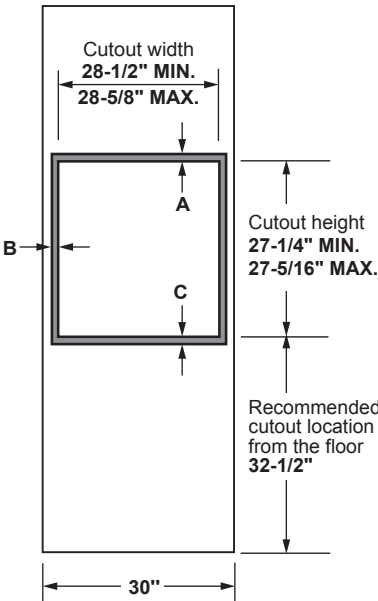
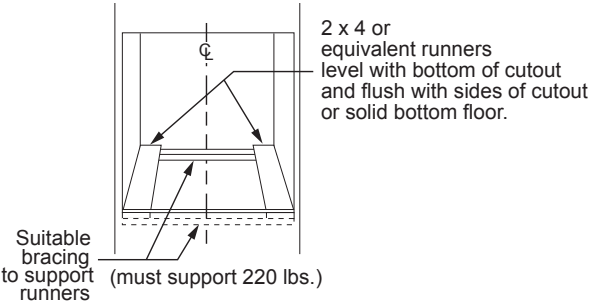
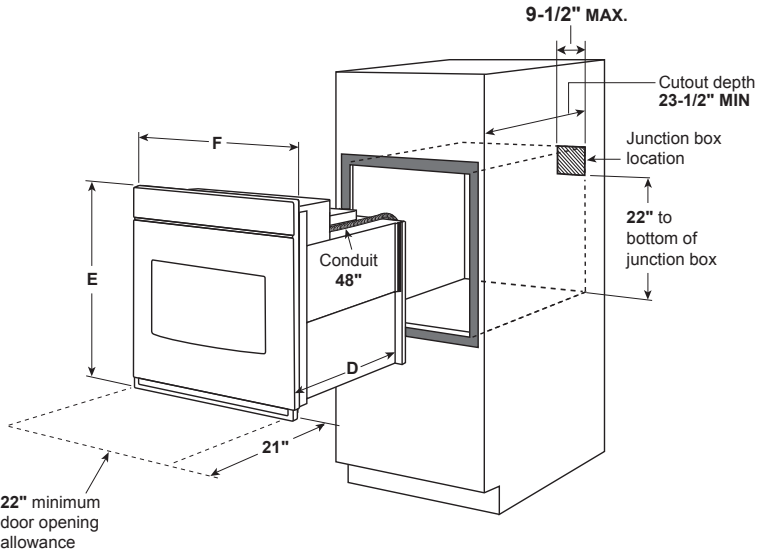
Single wall ovens are NOT approved for stacking above or below another single wall oven or undercounter installation.

Wall coverings, countertops and cabinets surrounding the wall oven must be able to withstand a temperature of up to 200°F (94°C).

If the cabinet in which the wall oven is installed does not have a solid bottom, two braces or runners must be installed to support the weight of the oven. The runners and braces must support up to 220 lbs (99 kg).

ATTENTION INSTALLER: Electric wall ovens are NOT approved for installation with a plug and receptacle. They must be hard wired into an approved junction box

IMPORTANT: Before installing, consult installation instructions packed with product for current dimensional data.



Cabinet	30"
A - Overlap of oven at top of cutout	1-1/4"
B - Overlap of oven other side of edge of cutout	3/4"
C - Overlap of oven at bottom of cutout	1-1/4"
Oven	
D - Install depth	24-3/4"
E - Overall height with trim	28-5/8"
F - Overall width	29-3/4"

Dimension and installation information are shown in inches.

Café Minimal Series 30" Smart Built-In Convection Single Wall Oven in Platinum Glass

CTS90DM2NS5

C A F É

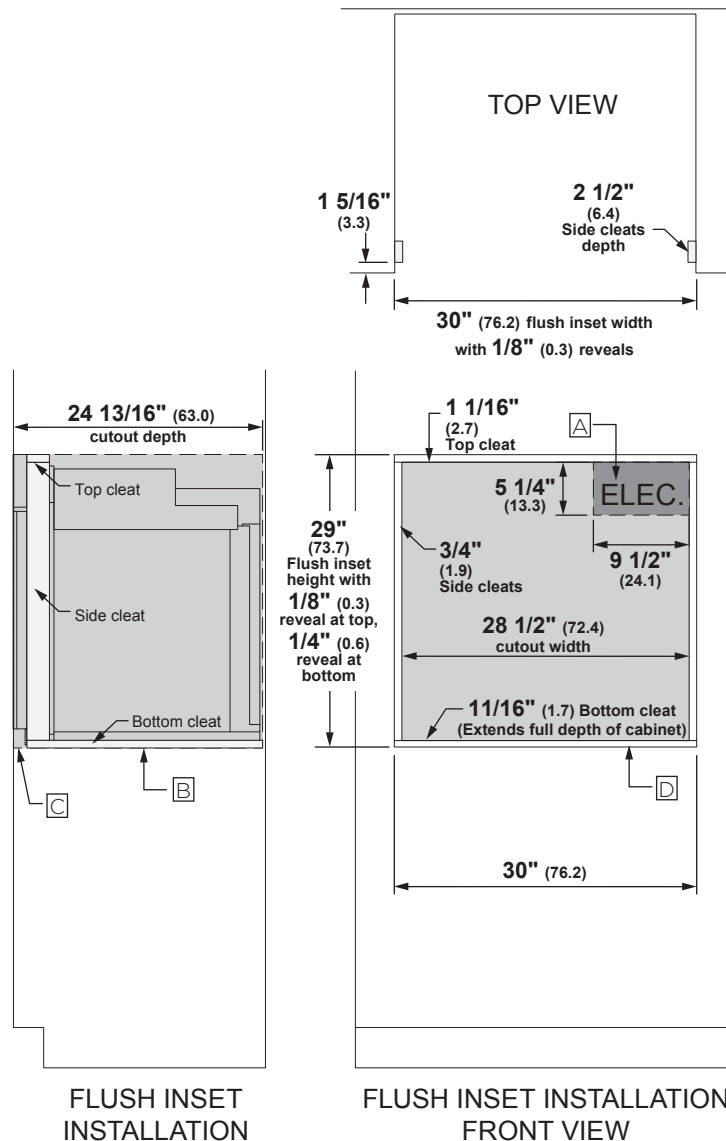
FLUSH INSET DIMENSIONS AND INSTALLATION INFORMATION

NOTES:

- A** Junction Box location (may also be located in an adjacent cabinet).
- B** Platform must be able to support 220 lbs (99 kg).
- C** Cabinet surfaces must be an appearance finished surface for flush installation.
- D** Cleats may be visible and should be finished to match cabinetry.

ATTENTION INSTALLER: Electric wall ovens are NOT approved for installation with a plug and receptacle. They must be hard wired into an approved junction box.

IMPORTANT: Before installing, consult installation instructions packed with ALL products for current dimensional and combination data.



Dimension and installation information are shown in inches.