

# MONOGRAM 24" FULLY INTEGRATED PANEL READY DISHWASHER

ZDT900SIYII



## 38 DBA QUIET OPERATION

Harmonizing power and serenity, engineered to deliver flawless cleaning at a quiet 38dBA in Normal Cycle

## FLUSH INSTALLATION CAPABILITY

Dishwashers designed to fully integrate and be installed flush, even with inset cabinetry

## HYDROSAVE™ CYCLE

Reduces water usage by more than 25%\*, perfect for those that are resource conscious, cleaning lightly soiled dishes

*\*Compared to Normal Cycle 4-place setting soil load*

## ENTERTAINER'S THIRD RACK WITH WASH ZONE

The full extension third rack allows for flexibility to accommodate larger items below and features an added wash zone to ensure serve ware is properly spaced and cleaned

## ADVANCED WASH SYSTEM

Achieve the ultimate clean, using over 90 powerful water jets to deliver a 360 clean, reaching all corners of the dishwasher

## MAX DRY SYSTEM

This precise and efficient drying system delivers beautifully dry dishes every time and is perfect for hard-to-dry items like your favorite champagne flutes

## PLATINUM PLUS CYCLE

A premium cycle that provides the highest level of cleaning when you choose to use Cascade Platinum Plus detergent. It helps you save up to 30 minutes of cycle time without sacrificing excellent performance

## LED ILLUMINATED INTERIOR

LED lighting illuminates the entire interior to load and unload dishes with ease

## STEAM & SANITIZATION

Eliminate the need to pre-wash dishes at the end of every meal, thanks to a Steam + Sani feature that easily loosens lingering traces of food with an added bonus of complete sanitization

## BOTTLE & SILVERWARE JETS

Powerful jets designed and specifically located to clean hard to reach taller items, like bottles, and deep clean silverware

## INTUITIVE LCD TOUCH CONTROLS

Easily select your cycle and customize wash and dry selections with the glass touch controls and brilliant LCD screen

## HARD FOOD DISPOSER

Designed to maintain a kitchen's cleanliness and efficiency, the hard food disposer with stainless steel blades grinds food into tiny particles that wash away with ease

## WIFI CONNECTED WITH SMARTHQ

Built-in WiFi and the SmartHQ app make it easy to control and monitor your dishwasher, wherever you are

## HANDLES SOLD SEPARATELY

Elevate your dishwasher's look by selecting a Statement or Minimalist collection handle

## DELAYED WASH

Wash when you want. Use the PrepRinse™ Cycle to prevent dried on messes with a water only rinse. For added convenience, schedule your dishwasher to begin washing at a later time

## PANEL READY DESIGN

Designed to simplify panel alignment and installation, ensuring a flawless fit with your kitchen design



### SPECIFICATIONS

Overall Width	23 3/4"
Overall Height	33 3/4" - 34 5/8"
Overall Depth	24"
Cutout Height	34 1/2" (87.6 cm) Min 35" (88.9 cm) Max
Minimum Cabinet Width	24" (61.0 cm)
Minimum Cabinet Depth	24" (61.0 cm)
Door Clearance	25 1/2"
Electrical Requirements	1.2 A
Voltz/Hertz/Amps	120 V, 60 Hz, 15 or 20 amp circuit
Capacity	16 Place Settings

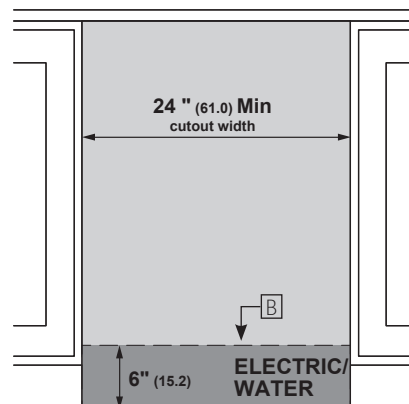
### ATTENTION ELECTRICIAN:

A 115 volt 60Hz, 15 or 20 amp power supply is required. An individual properly grounded branch circuit or circuit breaker is recommended. Install a properly grounded 3-prong electrical receptacle recessed into the back wall.

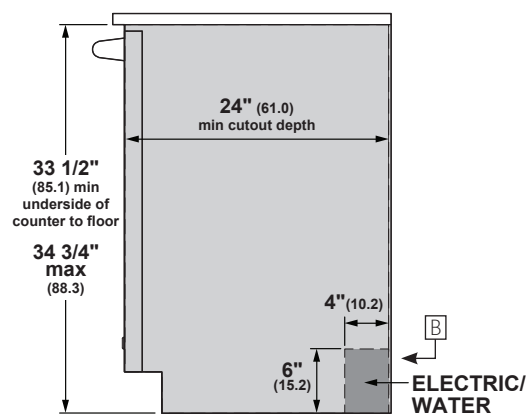
NOTE: Always refer to installation guide for complete installation instructions

For more details, refer to the installation instructions for this product on [Monogram.com](http://Monogram.com). Dimensions in parentheses are in centimeters unless otherwise noted.

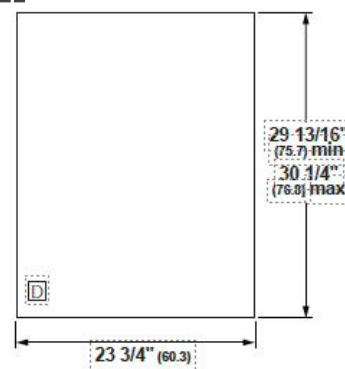
### INSTALLATION CUTOUT FRONT VIEW



### FLUSH INSTALLATION CUTOUT SIDE VIEW



### CUSTOM PANEL



- A** The dishwasher drain hose must be no more than 12 feet in length for proper drainage.
- B** Electrical connections are at the right front of the dishwasher and water connections are on the left. The hot water line should extend forward 30" to 40" from the rear wall. The electrical must extend forward at least 24" to reach the junction box.
- C** To prevent siphoning, an air gap or high drain loop must be used.