# PROF30CSEX

PROFESSIONAL SERIES
30" CONVECTION STEAM OVEN



Bring Italian design and precision into your kitchen with the Bertazzoni convection steam oven, engineered to install proud or flush in any type of kitchen cabinet.

Enjoy the flexibility of baking, broiling and steaming in a single oven. Use each cooking mode independently or in combination for amazing results.

Experience the benefits of steam and steam-assisted convection cooking, sealing in all the flavors and maintaining nutrients and food texture.

Manage cooking modes, temperature and time with the highly intuitive touch-through-glass user interface.

Enjoy the convenience of soft-motion balanced doors and no-fingerprint stainless steel.

Designed with pride by Bertazzoni in Italy.

Industry leading 2 years parts and labor warranty.

| **PRODUCT FEATURES** | |
|---|---|
| Oven type | Combination electric convection and steam |
| Power rating (Rating 240V) | Convection: 1600 W<br>Broiler: 1200 W |
| Oven Volume | 1.34 cu.ft. |
| Convection System | 1 Fan |
| User interface | Touch LED display |
| Auto cooking modes | Yes |
| Cooking modes | Broil, Convection, Convection broil, Convection steam, Steam only |
| Special features | Descale, Light, Recipes, Reheat, Sterilize, Timer, Water hardness setting |
| Shelf levels | 2 |
| Removable water tank | 33.8 fl.oz |
| Door hinges | Soft-motion |
| Included accessories | 1 wire shelf flat<br>1 stainless steel 1 1/2" deep + 1 perforated stainless steel 3/4" deep |
| **TECHNICAL SPECIFICATIONS** | |
| Electrical supply | 240 V 60 HZ - 3200 W<br>16 Amp dedicated circuit |
| Power connection | Metal conduit with 71" power cord |
| Certification | CETLUS |
| Warranty | 2 years parts & labor |
| Packaging dimensions and weight | W 33 1/2"<br>H 21 5/8"<br>D 26 3/8"<br>94.5 lbs |

# PROF30CSEX

PROFESSIONAL SERIES
30" CONVECTION STEAM OVEN

## PRODUCT DIMENSIONS

SIDE VIEW

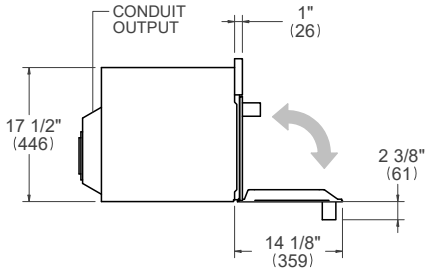


FRONT VIEW

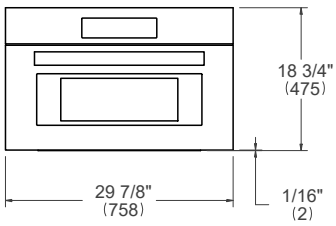


TOP VIEW

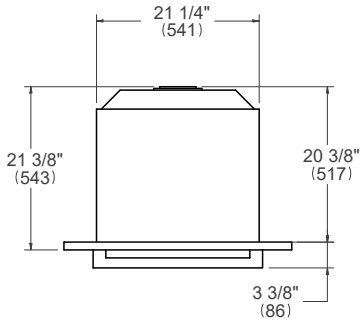


## ELECTRICAL CONNECTION

FRONT VIEW

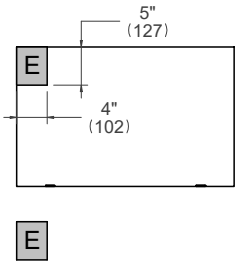


For single ovens installed into a wall cabinet, the electrical junction box may be located above, below to the left or right of the unit within reach of the power cord.
Placement within the opening may require additional cabinet depth.

## INSTALLATION REQUIREMENTS

Minimum suggested load on cabinet base board is 110 lb (50 kg)

## CUTOUT DIMENSIONS

TOP VIEW

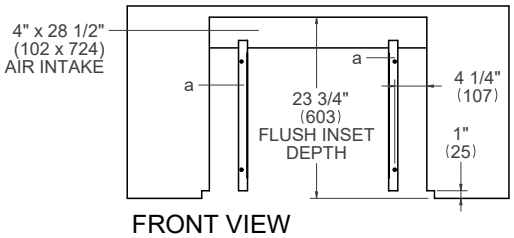


SIDE VIEW

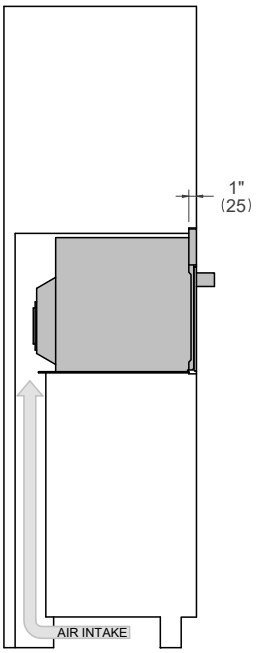


FRONT VIEW

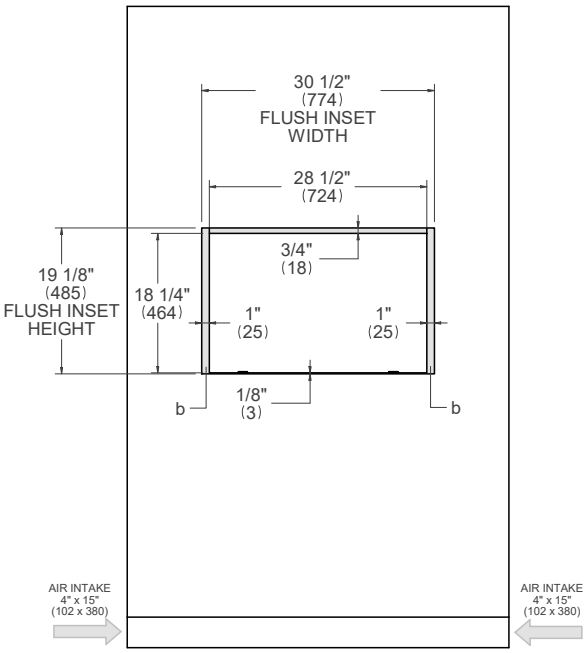


(a) Spacers – Included with appliance
(b) Visible Area – Match finish to outside cabinet panels

For installation of multiple products in combination, refer to the Design Guide at us.bertazzoni.com or ca.bertazzoni.com

**Disclaimer**: while every effort has been made to ensure the accuracy of the information contained in this document, Fratelli Bertazzoni reserves the right to change it at any time without notice. For detailed installation instructions, consult the installation manual. Fratelli Bertazzoni, Bertazzoni and the winged wheel brand icon are registered trademarks of Bertazzoni Spa.