

ASSEMBLY INSTRUCTIONS COASTER FINE FURNITURE



Fine Furniture for every stage of life

900633
COAT RACK

ITEM: **900633**



ASSEMBLY INSTRUCTIONS

ASSEMBLY TIPS:

1. Remove hardware from box and sort by size.
2. Please check to see that all hardware and parts are present prior to start of assembly.
3. Please follow attached instructions in the same sequence as numbered to assure fast & easy assembly.



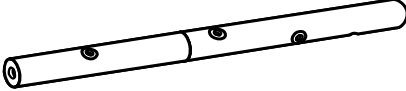
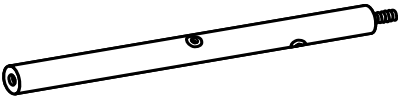




WARNING!

1. Don't attempt to repair or modify parts that are broken or defective. Please contact the store immediately.
2. This product is for home use only and not intended for commercial establishments.

ASSEMBLY TIME

15 MINUTES

PARTS IDENTIFICATION

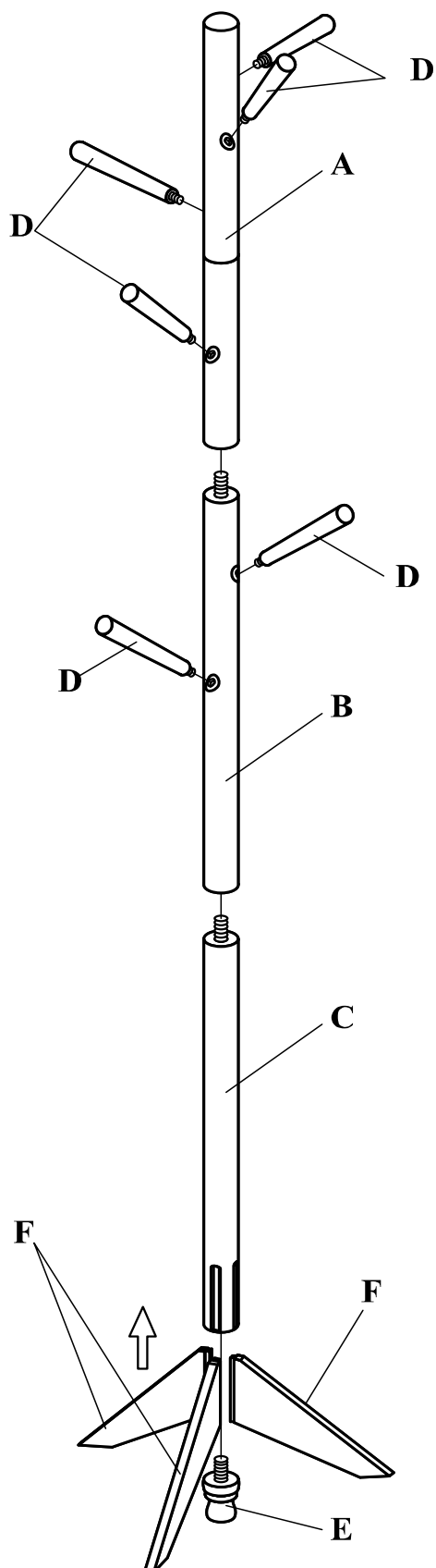
A	TOP POST		1PC
B	MIDDLE POST		1PC
C	BOTTOM POST		1PC
D	HOOK		6PCS
E	WOODEN KNOB WITH BOLT		1PC
F	LEG		3PCS

ITEM: **900633**



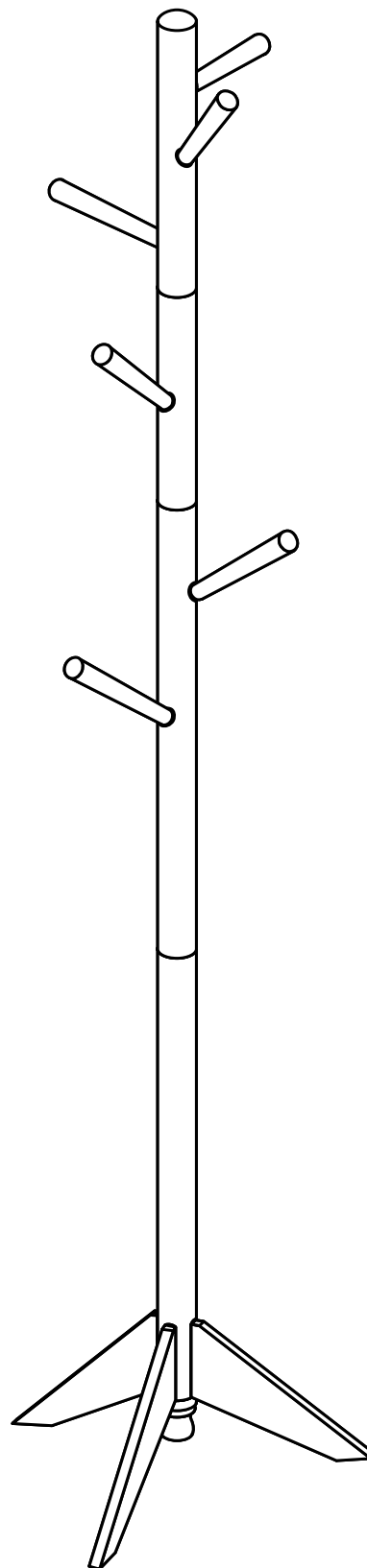
ASSEMBLY INSTRUCTIONS

STEP 1

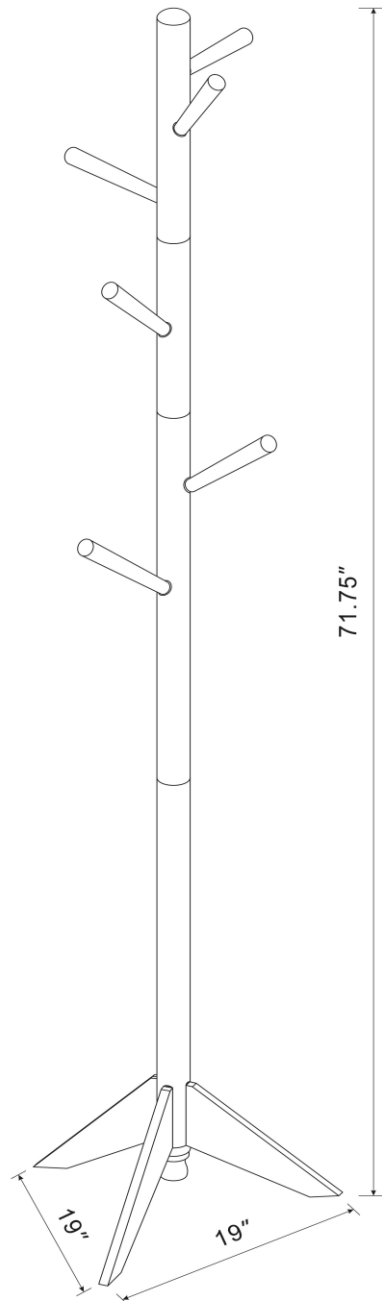


STEP 2

COMPLETE



ITEM: **900633**



Note : Dimension tolerance $\pm 5\%$