



# ASSEMBLY INSTRUCTIONS

## COASTER FINE FURNITURE



*Fine Furniture for every stage of life*

# 111101

## DINING TABLE

REVISION 0:03/15/2022  
REVISION 1:07/25/2022  
REVISION 2:11/21/2023

PAGE 1 OF 5

COASTERFURNITURE.COM

# ITEM: 111101 (B1-B3)



## ASSEMBLY INSTRUCTIONS

### ASSEMBLY TIPS:

1. Remove hardware from box and sort by size.
2. Please check to see that all hardware and parts are present prior to start of assembly.
3. Please follow attached instructions in the same sequence as numbered to assure fast & easy assembly.



### WARNING!

1. Don't attempt to repair or modify parts that are broken or defective. Please contact the store immediately.
2. This product is for home use only and not intended for commercial establishments.



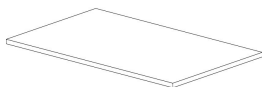
ASSEMBLY TIME

30MINUTES

## PARTS IDENTIFICATION

### B1 ( BOX 1)

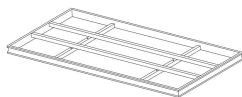
A TOP MARBLE



1PC

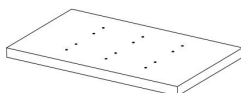
### B2 ( BOX 2)

B TOP FRAME



1PC

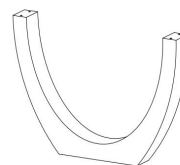
C BASE



1PC

### B3 ( BOX 3)

D LEG FRAME



2PCS

### NOTE:

Phillips head screw driver is required in the assembly process; however, manufacturer does not provide this item.

# ITEM:111101 (B1-B3)



## ASSEMBLY INSTRUCTIONS

### ASSEMBLY TIPS:

1. Remove hardware from box and sort by size.
2. Please check to see that all hardware and parts are present prior to start of assembly.
3. Please follow attached instructions in the same sequence as numbered to assure fast & easy assembly.



### WARNING!

1. Don't attempt to repair or modify parts that are broken or defective. Please contact the store immediately.
2. This product is for home use only and not intended for commercial establishments.

## HARDWARE IDENTIFICATION

### Z- HARDWARE PACK IS LOCATED IN 111101 (B3)

1	ALLEN WRENCH		1PC
2	SHORT BOLT (M8*50 ) mm		20PCS
3	FLAT WASHER D20*2		20PCS
4	FRAME REST		8PCS

Hardware pack is located in 111101 B3

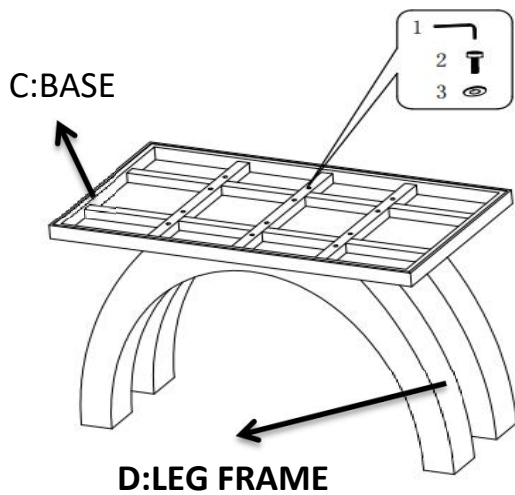
### NOTE:

Phillips head screw driver is required in the assembly process; however, manufacturer does not provide this item.

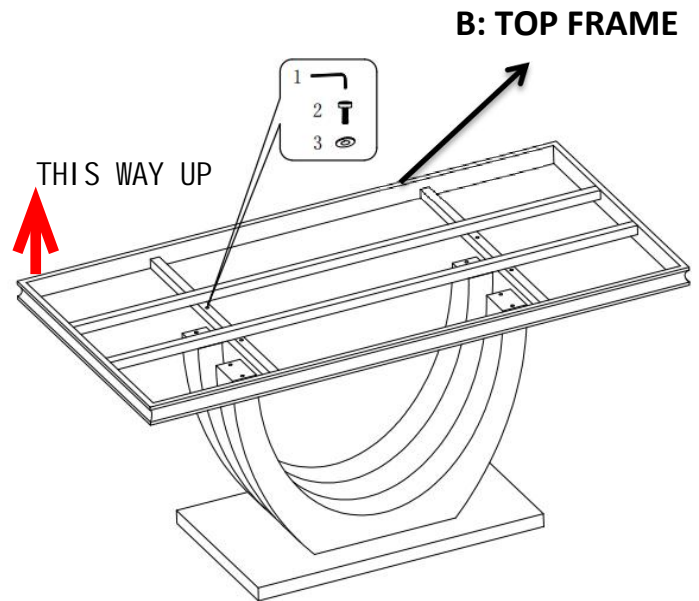
ITEM:111101 (B1-B3)

ASSEMBLY INSTRUCTIONS

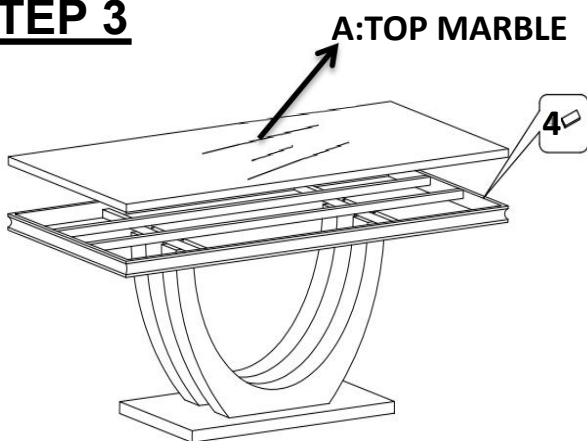
**STEP 1**



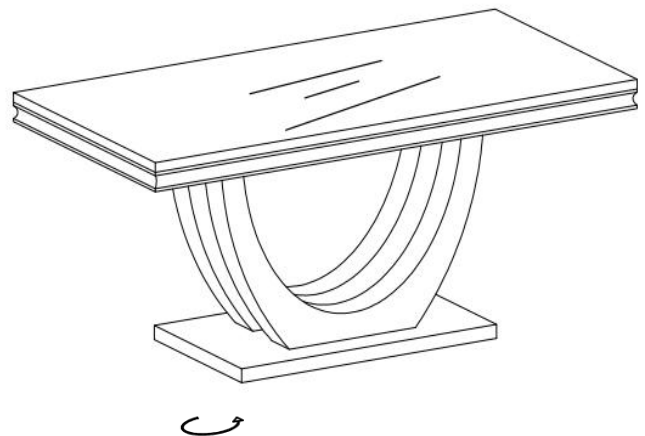
**STEP 2**



**STEP 3**

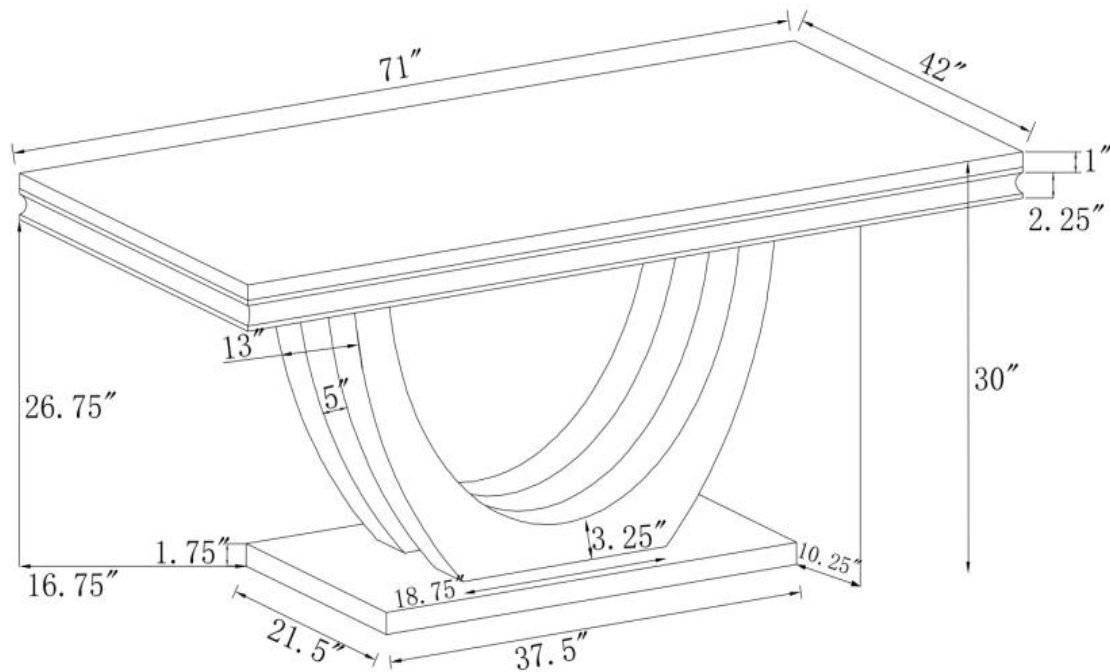


**STEP 4**



THE BOTTOM FIXED ADJUST FEETS





**Note : Dimension tolerance  $\pm 5\%$**



# *ASSEMBLY INSTRUCTIONS*

## *COASTER FINE FURNITURE*



*Fine Furniture for every stage of life*

# **111102**

## ***DINING CHAIR***

REVISION 0:03/15/2022  
REVISION 1:07/25/2022  
REVISION2:11/15/2023

**PAGE 1 OF 5**

COASTERFURNITURE.COM

ITEM:111102



## ASSEMBLY INSTRUCTIONS

### ASSEMBLY TIPS:

1. Remove hardware from box and sort by size.
2. Please check to see that all hardware and parts are present prior to start of assembly.
3. Please follow attached instructions in the same sequence as numbered to assure fast & easy assembly.



### WARNING!

1. Don't attempt to repair or modify parts that are broken or defective. Please contact the store immediately.
2. This product is for home use only and not intended for commercial establishments.



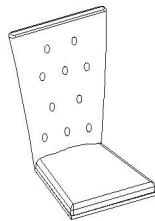
ASSEMBLY TIME

10 MINUTES

## PARTS IDENTIFICATION


### B1 ( BOX 1)

A SEAT AND BACK



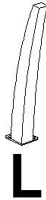
1PCS

D FRONT LEG



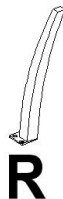
2PCS

B BACK LEFT LEG



1PC

C BACK RIGHT LEG



1PC

### NOTE:

Quantities shown are for on chair

Phillips head screw driver is required in the assembly process; however, manufacturer does not provide this item.

# ITEM:111102



## ASSEMBLY INSTRUCTIONS

### ASSEMBLY TIPS:

1. Remove hardware from box and sort by size.
2. Please check to see that all hardware and parts are present prior to start of assembly.
3. Please follow attached instructions in the same sequence as numbered to assure fast & easy assembly.



### WARNING!

1. Don't attempt to repair or modify parts that are broken or defective. Please contact the store immediately.
2. This product is for home use only and not intended for commercial establishments.

## HARDWARE IDENTIFICATION

### Z-B2 (BOX 1 ) - HARDWARE PACK IS LOCATED IN 111103

1 ALLEN WRENCH



1PC

2 SHORT BOLT  
(M8\*20mm)



12PC

Hardware pack is located in 111102

### NOTE:

Quantities shown are for on chair

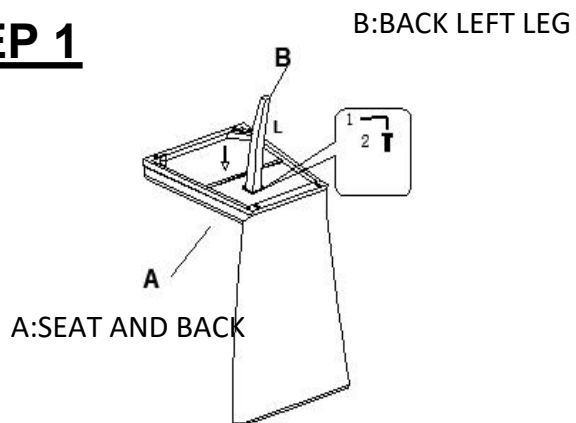
Phillips head screw driver is required in the assembly process; however, manufacturer does not provide this item.



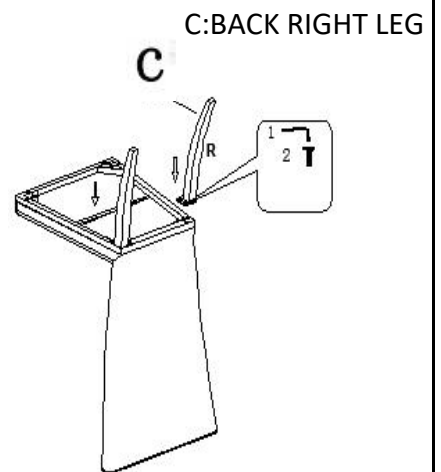
ITEM:111102

## ASSEMBLY INSTRUCTIONS

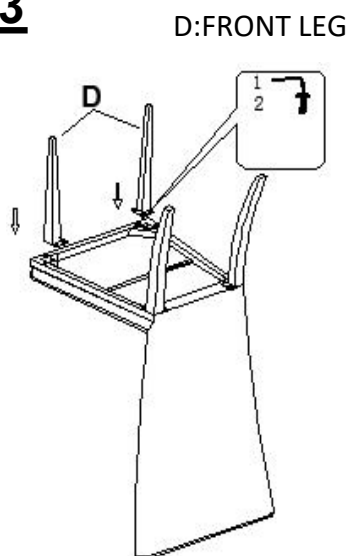
### STEP 1



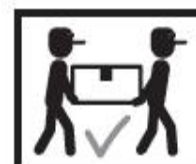
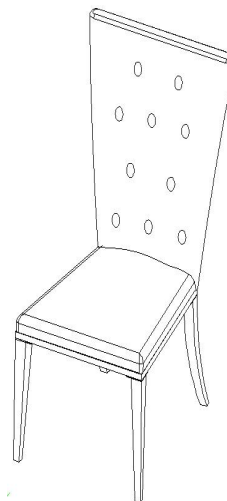
### STEP 2



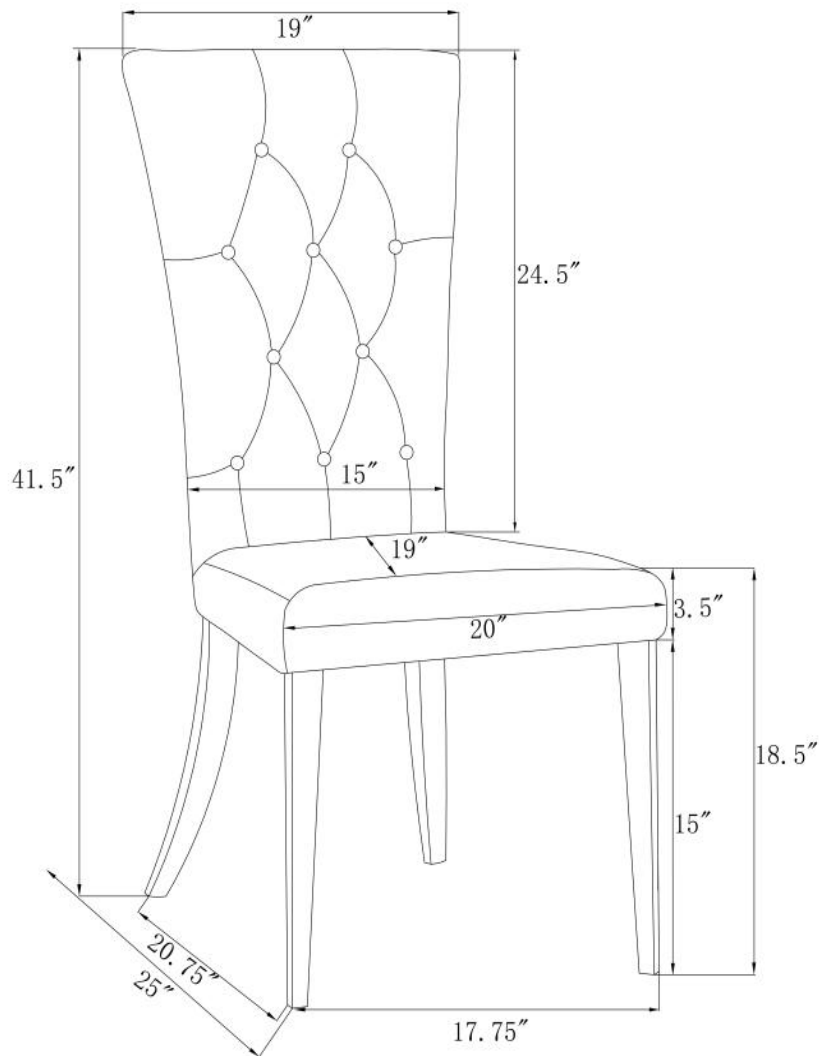
### STEP 3



### STEP 4



**ITEM:111102**



**Note : Dimension tolerance  $\pm 5\%$**