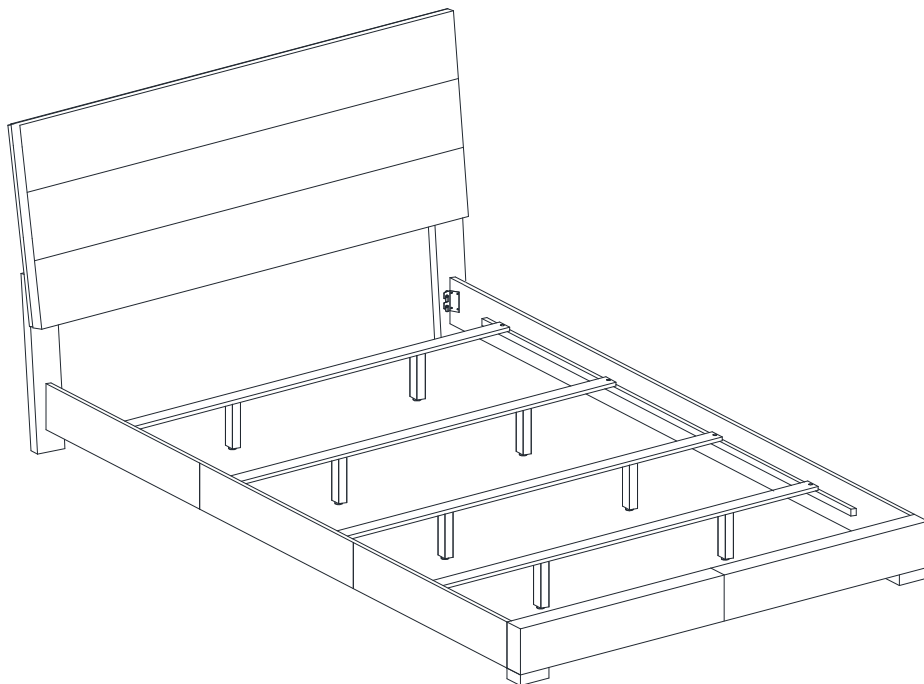


## ASSEMBLY INSTRUCTIONS COASTER FINE FURNITURE



*Fine Furniture for every stage of life*

## **203501KW (B1&B2)** **California King Bed**

# ITEM: 203501KW (B1&B2)



## ASSEMBLY INSTRUCTIONS

### ASSEMBLY TIPS:

1. Remove hardware from box and sort by size.
2. Please check to see that all hardware and parts are present prior to start of assembly.
3. Please follow attached instructions in the same sequence as numbered to assure fast & easy assembly.

### WARNING!



1. Don't attempt to repair or modify parts that are broken or defective. Please contact the store immediately.
2. This product is for home use only and not intended for commercial establishments.



ASSEMBLY TIME

30 MINUTES

## PARTS IDENTIFICATION

### B1 ( BOX 1)

A HEADBOARD PANEL



1PC

B RIGHT HEADBOARD  
LEG



1PC

C LEFT HEADBOARD  
LEG



1PC

### B2 ( BOX 2)

D BED SLAT



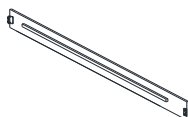
4PCS

E BED SLAT SUPPORT  
WITH LEVELER



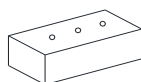
8PCS

F BED RAIL



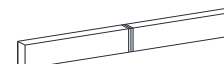
2PCS

G FOOTBOARD LEG



2PCS


H FOOTBOARD PANEL



1PC

203501KW (B1)  
FROM BOX 1  
HEADBOARD  
COMPLETE

HB



1PC

### NOTE:

Phillips head screw driver is required in the assembly process; however, manufacturer does not provide this item.

# ITEM: 203501KW (B1&B2)



## ASSEMBLY INSTRUCTIONS

### ASSEMBLY TIPS:

1. Remove hardware from box and sort by size.
2. Please check to see that all hardware and parts are present prior to start of assembly.
3. Please follow attached instructions in the same sequence as numbered to assure fast & easy assembly.




### WARNING!


1. Don't attempt to repair or modify parts that are broken or defective. Please contact the store immediately.
2. This product is for home use only and not intended for commercial establishments.

## HARDWARE IDENTIFICATION

### Z-B1 (BOX 1) - HARDWARE PACK IS LOCATED IN 203501KW (B1)


1 **BOLT**  
(M6 x 30mm - BLK)  6PCS


2 **SMALL ALLEN WRENCH**  
(M4 x 60MM - BLK)  1PC

3 **FLAT WASHER**  
(1/4" X 13mm - BLK)  6PCS


4 **LOCK WASHER**  
(1/4" - BLK)  6PCS

### Z-B2 (BOX 2) - HARDWARE PACK IS LOCATED IN 203501KW (B2)

5 **SHORT FLAT HEAD SCREW**  
(M4 x 32mm - RBW)  8PCS

6 **LONG FLAT HEAD SCREW**  
(M4 x 50mm - RBW)  6PCS

7 **BOLT**  
(M4 x 40mm - BLK)  8PCS

8 **SMALL ALLEN WRENCH**  
(M4 x 60MM - BLK)  1PC

9 **BIG ALLEN WRENCH**  
(M5 x 65MM - BLK)  1PC

### NOTE:

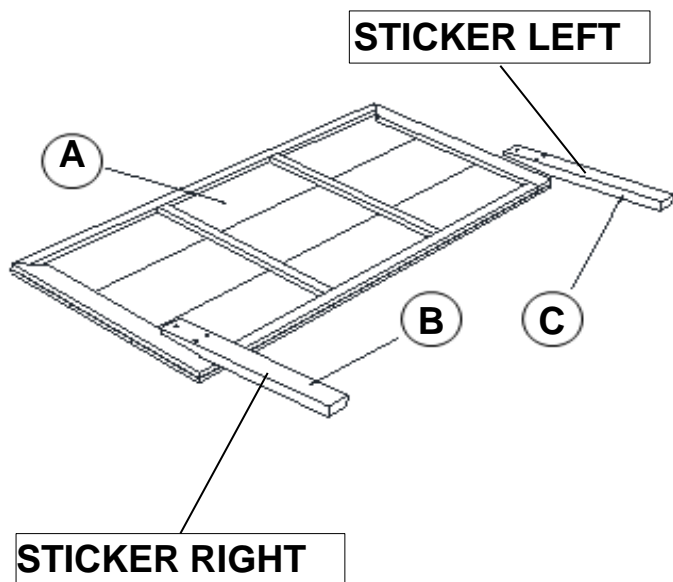
Phillips head screw driver is required in the assembly process; however, manufacturer does not provide this item.

ITEM: **203501KW (B1&B2)**

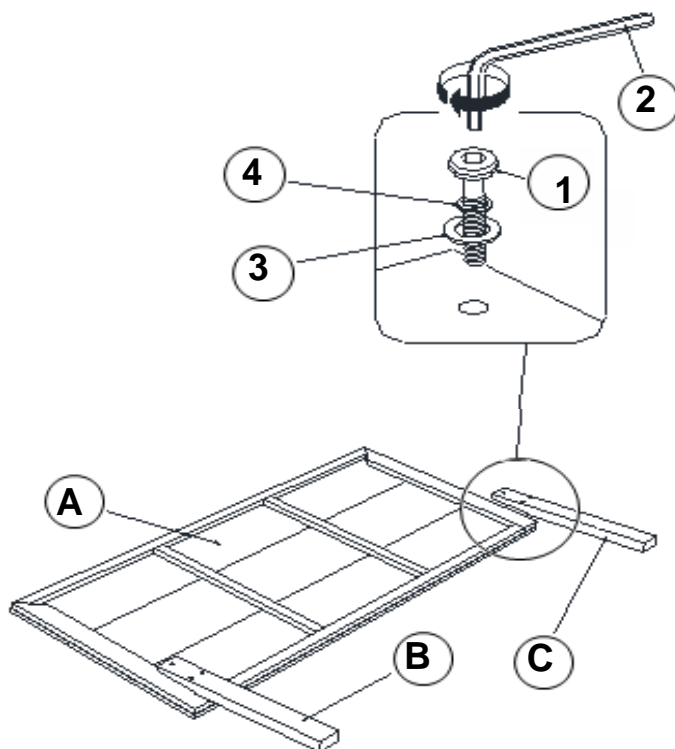


## ASSEMBLY INSTRUCTIONS

### STEP 1

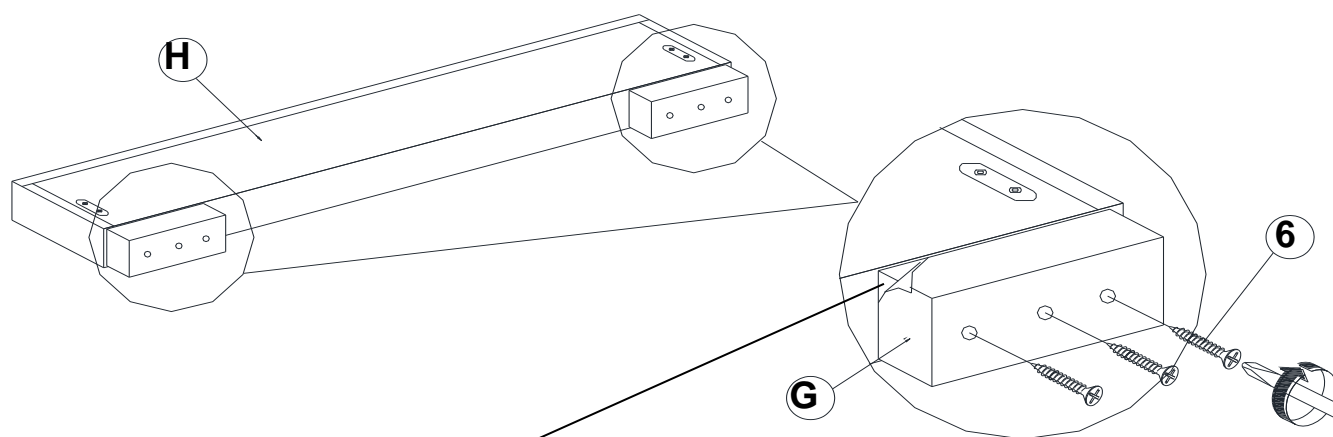


### STEP 2



IF PURCHASE HEADBOARD ONLY, SKIP BELOW STEPS

### STEP 3



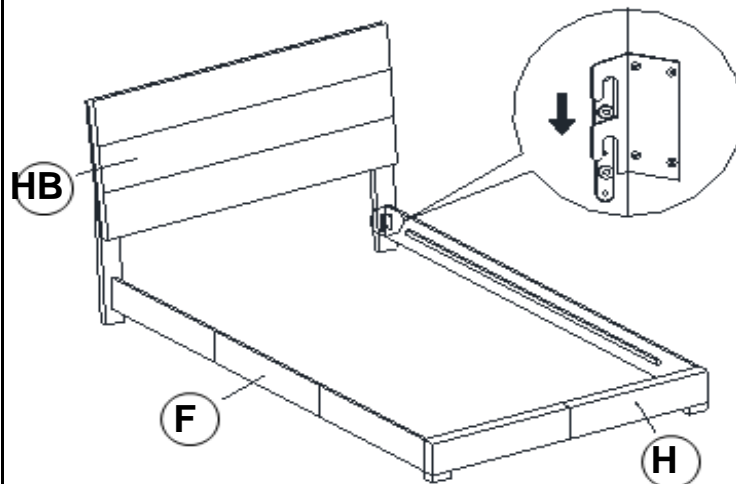
PLEASE REMOVE THE  
PROTECTIVE FILM  
BEFORE ASSEMBLY

# ITEM: 203501KW (B1&B2)

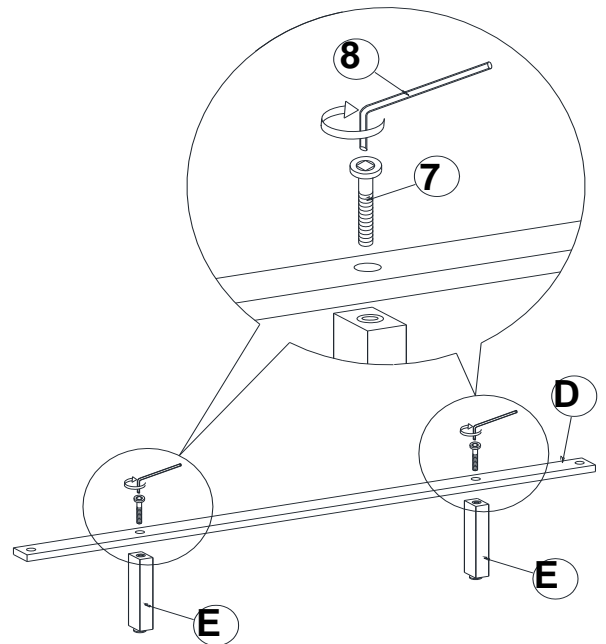


## ASSEMBLY INSTRUCTIONS

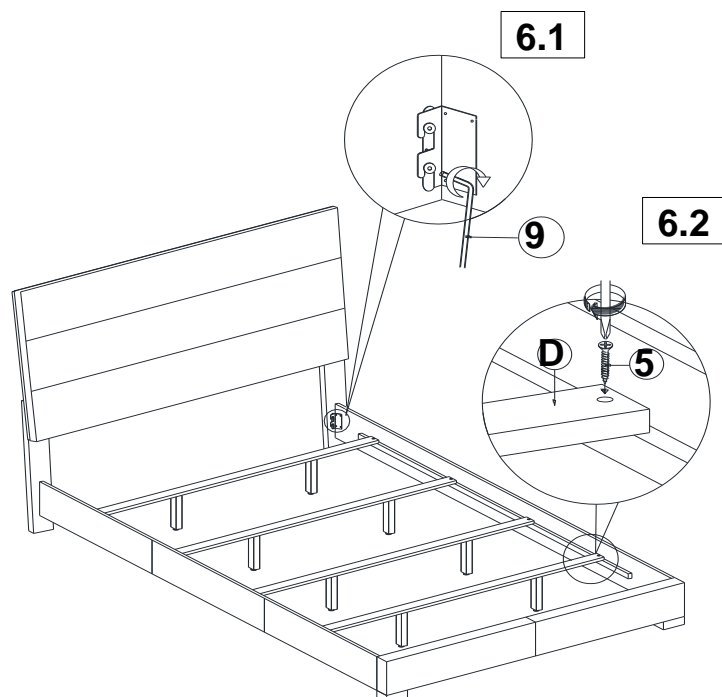
### STEP 4



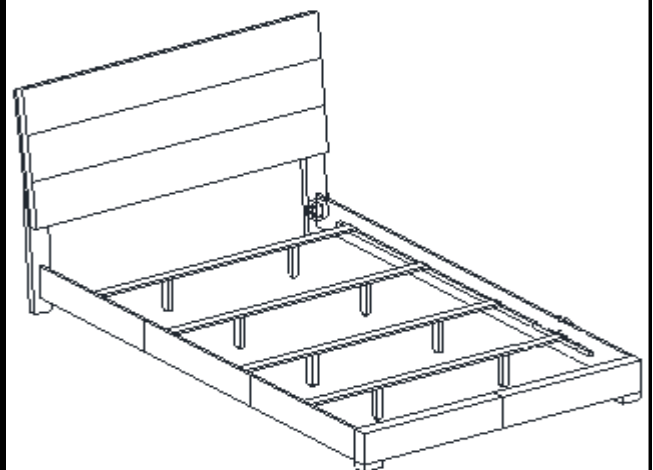
### STEP 5



### STEP 6



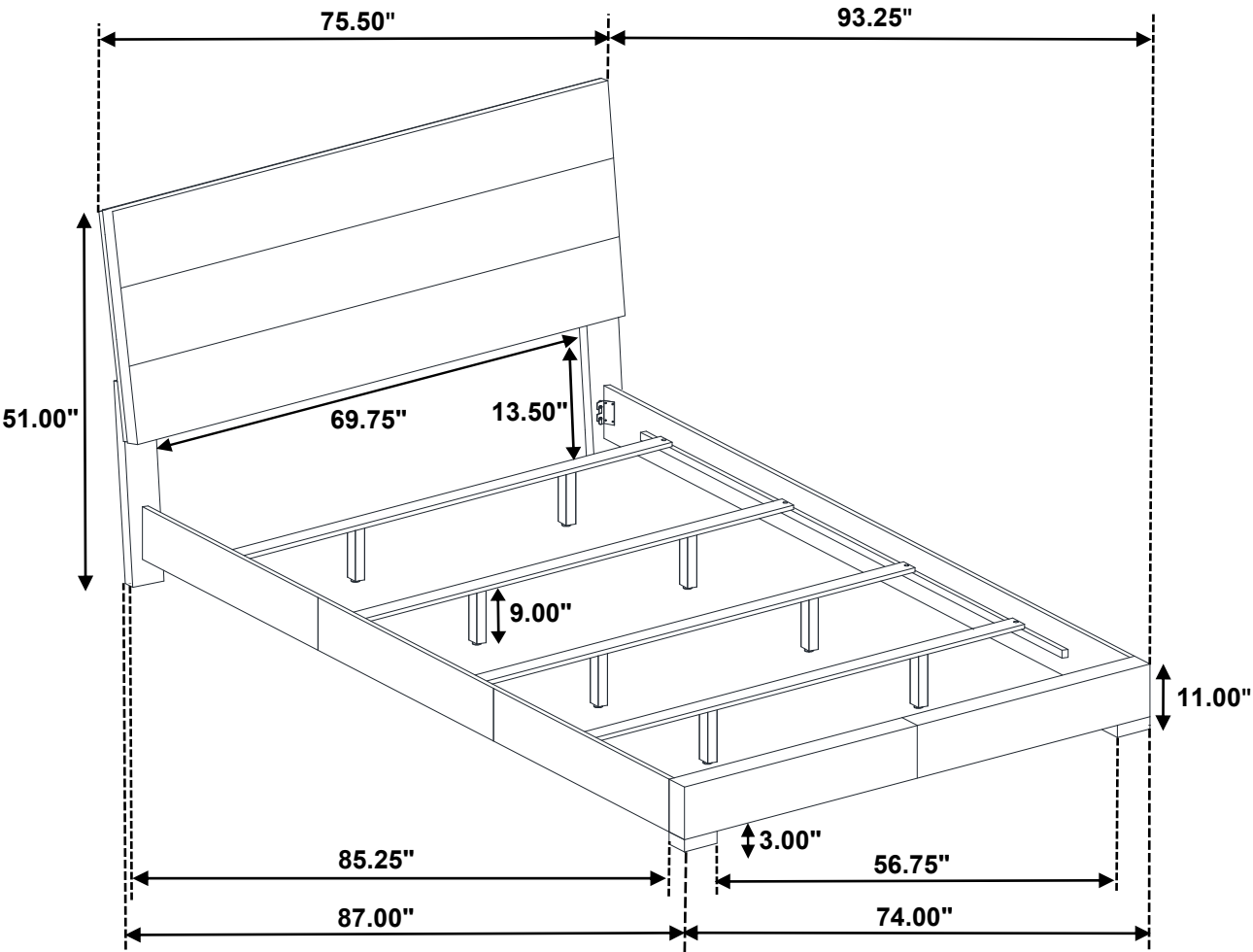
### STEP 7 **COMPLETE**



ITEM: **203501KW**



Inner Size : 72.75"W X 85.25"D



Note : Dimension tolerance  $\pm 5\%$