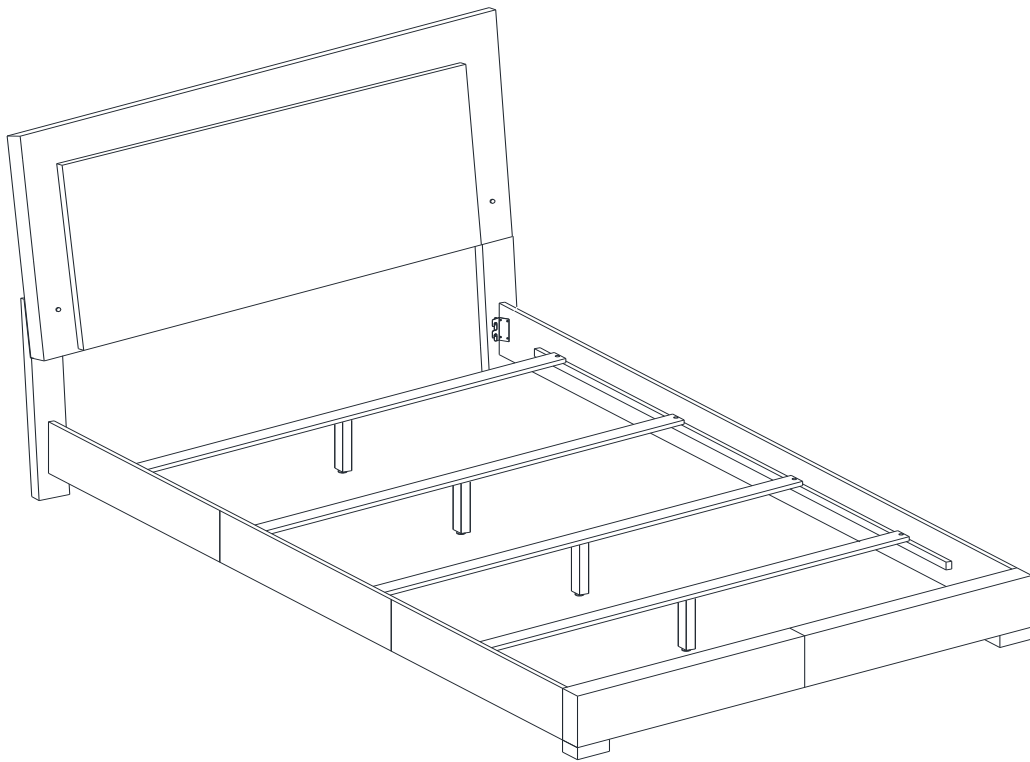


ASSEMBLY INSTRUCTIONS COASTER FINE FURNITURE



Fine Furniture for every stage of life

203500Q (B1&B2) *Queen Bed*

ITEM: 203500Q (B1&B2)



ASSEMBLY INSTRUCTIONS

ASSEMBLY TIPS:

1. Remove hardware from box and sort by size.
2. Please check to see that all hardware and parts are present prior to start of assembly.
3. Please follow attached instructions in the same sequence as numbered to assure fast & easy assembly.

WARNING!



1. Don't attempt to repair or modify parts that are broken or defective. Please contact the store immediately.
2. This product is for home use only and not intended for commercial establishments.



ASSEMBLY TIME

20 MINUTES

PARTS IDENTIFICATION

B1 (BOX 1)

A HEADBOARD PANEL



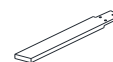
1PC

B RIGHT HEADBOARD
LEG



1PC

C LEFT HEADBOARD
LEG



1PC

B2 (BOX 2)

D BED SLAT



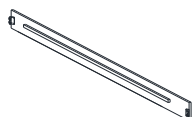
4PCS

E BED SLAT SUPPORT
WITH LEVELER



4PCS

F BED RAIL



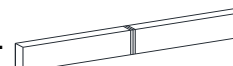
2PCS

G FOOTBOARD LEG



2PCS

H FOOTBOARD PANEL



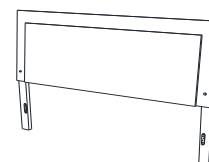
1PC

I ADAPTER PLUG



1PC

HB
203500Q (B1)
FROM BOX 1
HEADBOARD
COMPLETE



1PC

NOTE:

Phillips head screw driver is required in the assembly process; however, manufacturer does not provide this item.

ITEM: 203500Q (B1&B2)



ASSEMBLY INSTRUCTIONS

ASSEMBLY TIPS:

1. Remove hardware from box and sort by size.
2. Please check to see that all hardware and parts are present prior to start of assembly.
3. Please follow attached instructions in the same sequence as numbered to assure fast & easy assembly.

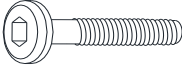





WARNING!





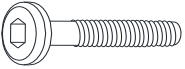
1. Don't attempt to repair or modify parts that are broken or defective. Please contact the store immediately.
2. This product is for home use only and not intended for commercial establishments.

HARDWARE IDENTIFICATION

Z-B1 (BOX 1) - HARDWARE PACK IS LOCATED IN 203500Q (B1)

| | | | | | | | |
|---|--|---|------|---|---|---|------|
| 1 | BOLT (M6 x 30mm - BLK) |  | 6PCS | 3 | FLAT WASHER (1/4" X 13mm - BLK) |  | 6PCS |
| 2 | ALLEN WRENCH (M4 x 60mm - BLK) |  | 1PC | 4 | LOCK WASHER (1/4" - BLK) |  | 6PCS |

Z-B2 (BOX 2) - HARDWARE PACK IS LOCATED IN 203500Q (B2)

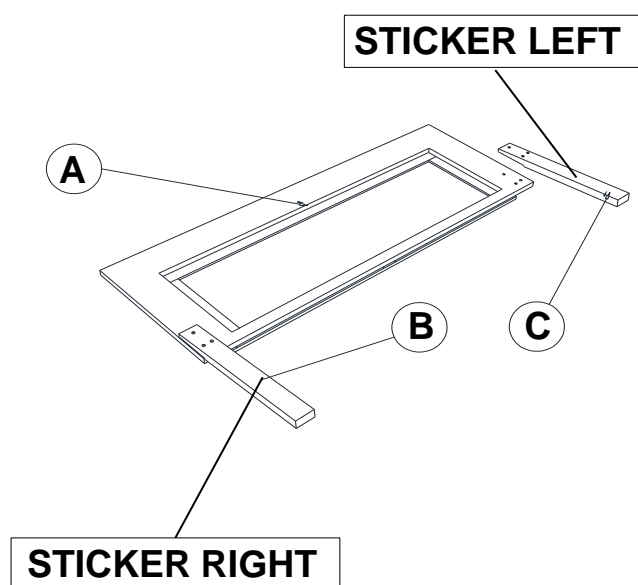
| | | | | | | | |
|---|---|---|------|---|--|---|-----|
| 5 | SHORT FLAT HEAD SCREW (M4 x 32mm - RBW) |  | 8PCS | 8 | SMALL ALLEN WRENCH (M4 x 60MM - BLK) |  | 1PC |
| 6 | LONG FLAT HEAD SCREW (M4 x 50mm - RBW) |  | 6PCS | 9 | BIG ALLEN WRENCH (M5 x 65MM - BLK) |  | 1PC |
| 7 | BOLT (M6 x 40mm - BLK) |  | 4PCS | | | | |

NOTE:

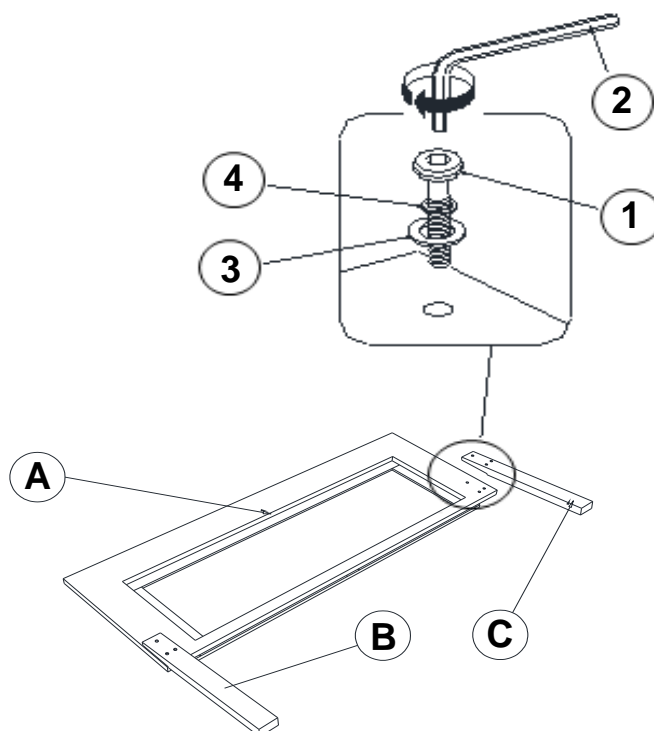
Phillips head screw driver is required in the assembly process; however, manufacturer does not provide this item.

ASSEMBLY INSTRUCTIONS

STEP 1

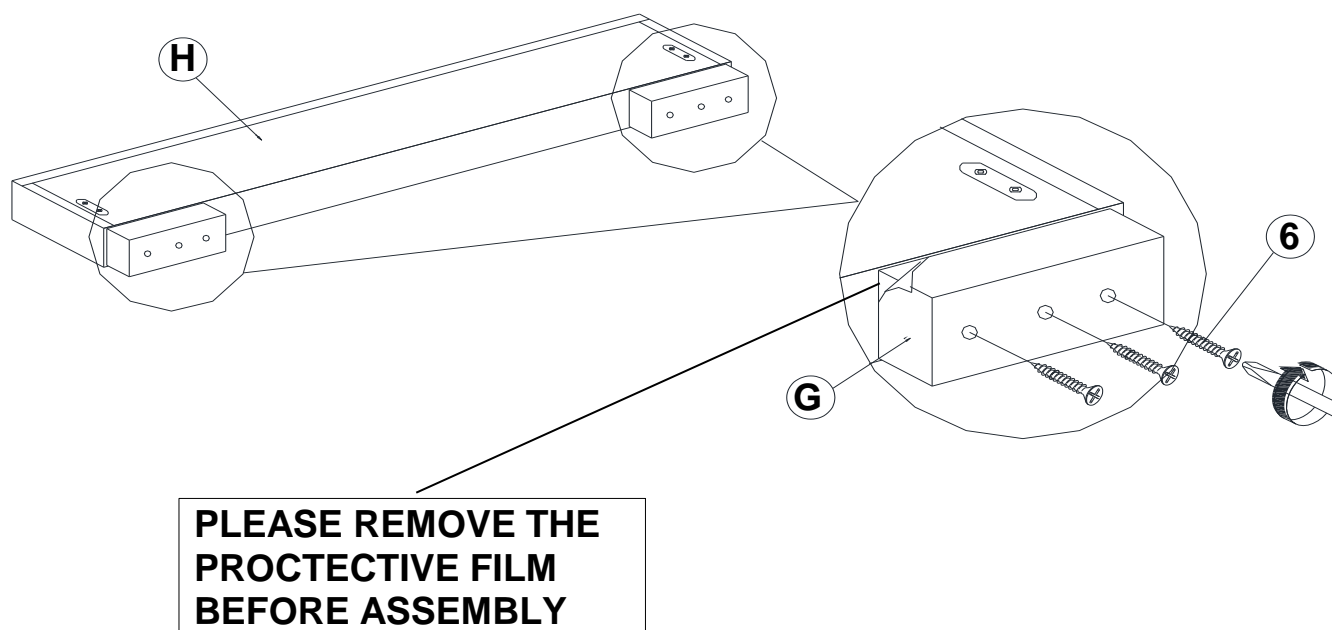


STEP 2



IF PURCHASE HEADBOARD ONLY, SKIP BELOW STEPS

STEP 3

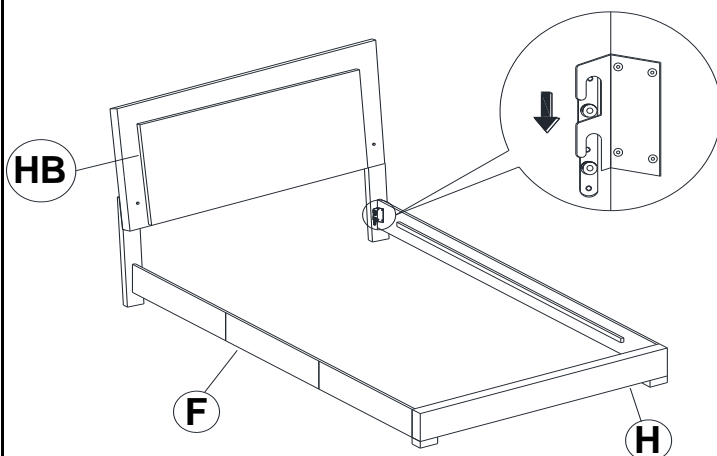


ITEM: 203500Q (B1&B2)

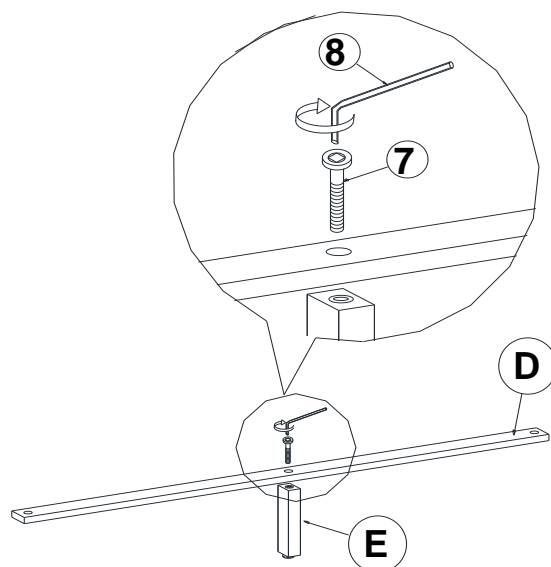


ASSEMBLY INSTRUCTIONS

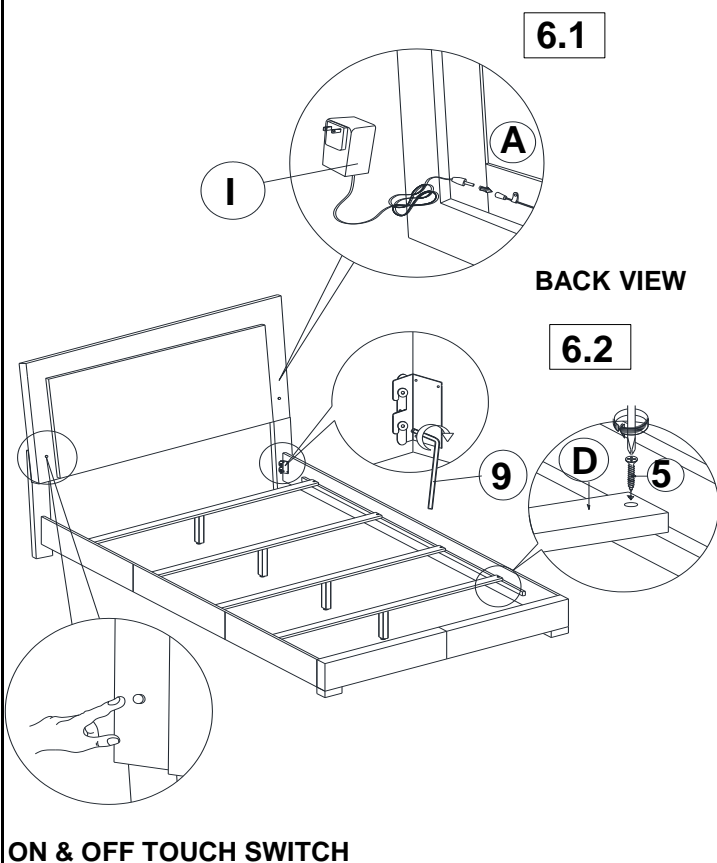
STEP 4




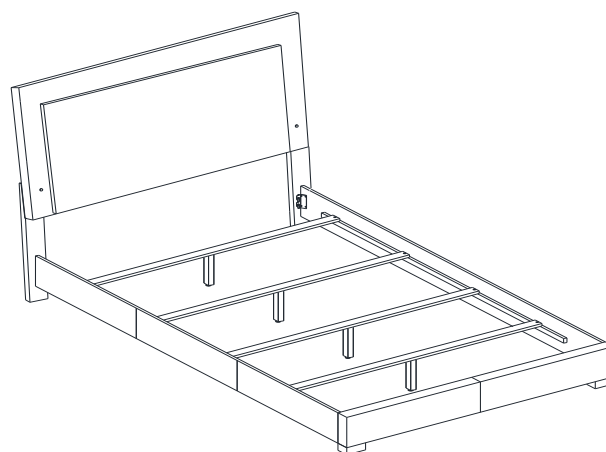
STEP 5



STEP 6



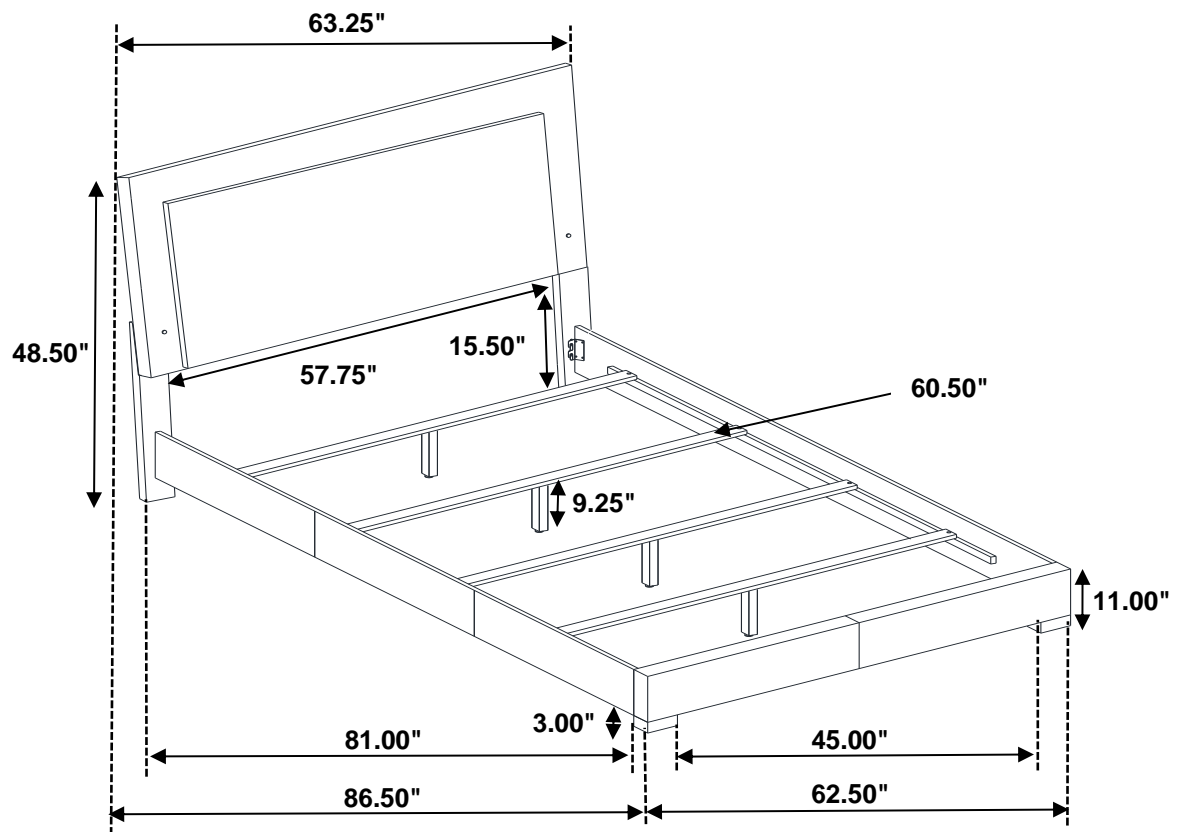
STEP 7 COMPLETE



ITEM: **203500Q (B1&B2)**



Inner Size : 61.00W" X 81.00"D



Note : Dimension tolerance $\pm 5\%$