

FLEXSTEEL®

W1013-90K1,90K2, 90RL

King Panel Bed

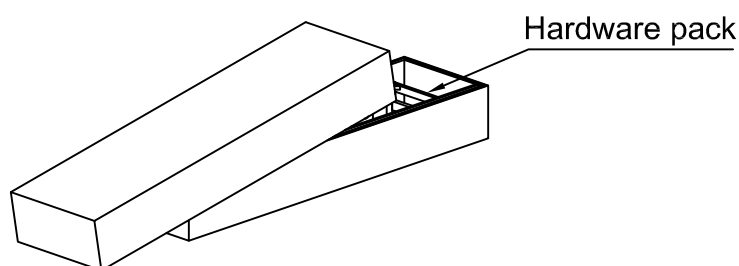
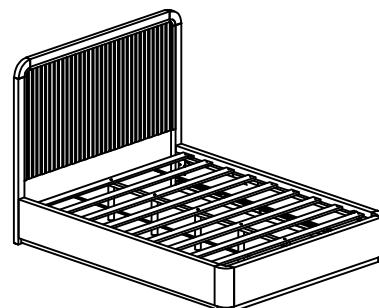
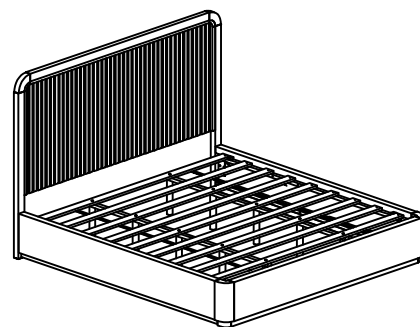
W1013-90Q1,90Q2, 90RL

Queen Panel Bed

IMPORTANT NOTES

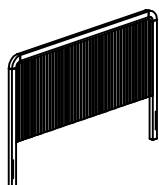
Carefully remove all the parts from the carton and put them individually on a soft cloth to prevent damage to the parts.

We have taken great care in the design of this product and request that you carefully and accurately follow our assembly instructions to ensure proper set-up.
We recommend at least two adults assemble this product.

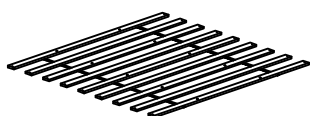


Part List

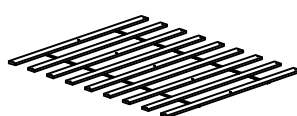
Assembly Instruction 1/3



A. Headboard
1 piece



D. Slats
1 Roll (King bed)



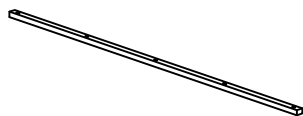
D. Slats
1 Roll (Queen bed)



F. Center legs
10 pieces (King bed)



B. Footboard
1 piece



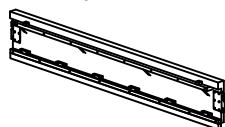
E. Center stretcher
2 pieces (King bed)



E. Center stretcher
1 piece (Queen bed)



F. Center legs
5 pieces (Queen bed)



C. Rails
2 pieces

Hardware List



G. Screws Ø8*30mm
18 pieces



Not included
Phillips Screwdriver
PH2 x 100mm

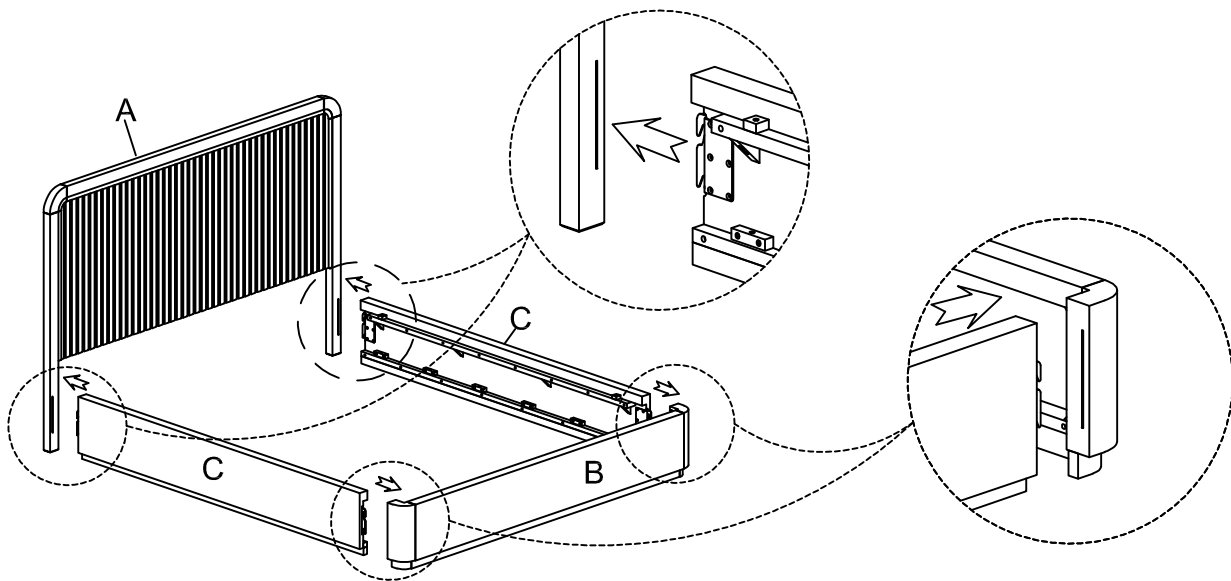
IMPORTANT NOTES

- Do not tighten up all the screws until each part is properly assembled.
- Use a soft cloth between these parts and the floor.
- We recommend this product be assembled by at least two adults.

STEP 1

Attach the Rails (C) to Headboard (A) and Footboard (B). (See Figure 1).

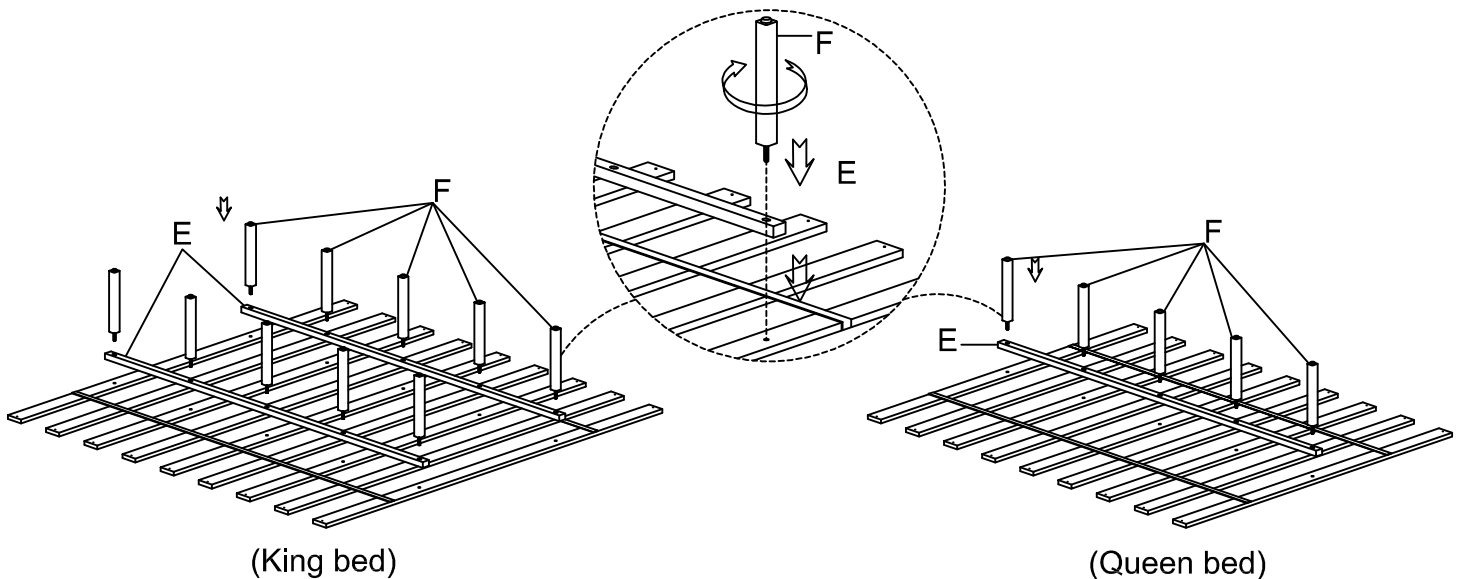
Figure 1



STEP 2

Attach the Center stretchers (E) to the Slats (D) by inserting the Center Legs (F) through each hole and rotating them clockwise by hand until tight. (See Figure 2).

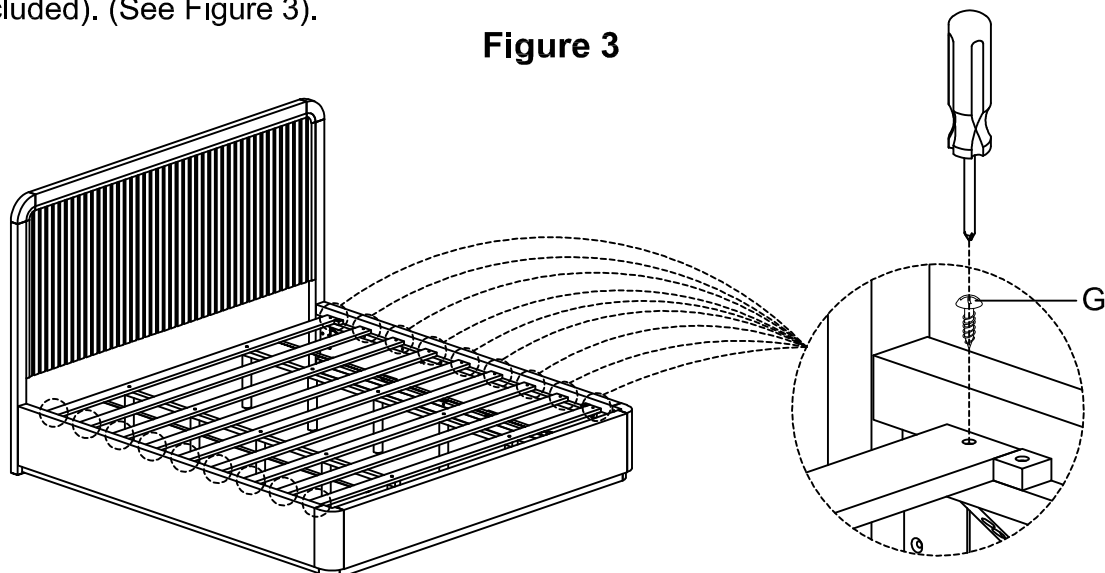
Figure 2



STEP 3

Attach the Slats (D) to the Rail (C) with Screws (G), tightening with a Phillips Screwdriver (Not Included). (See Figure 3).

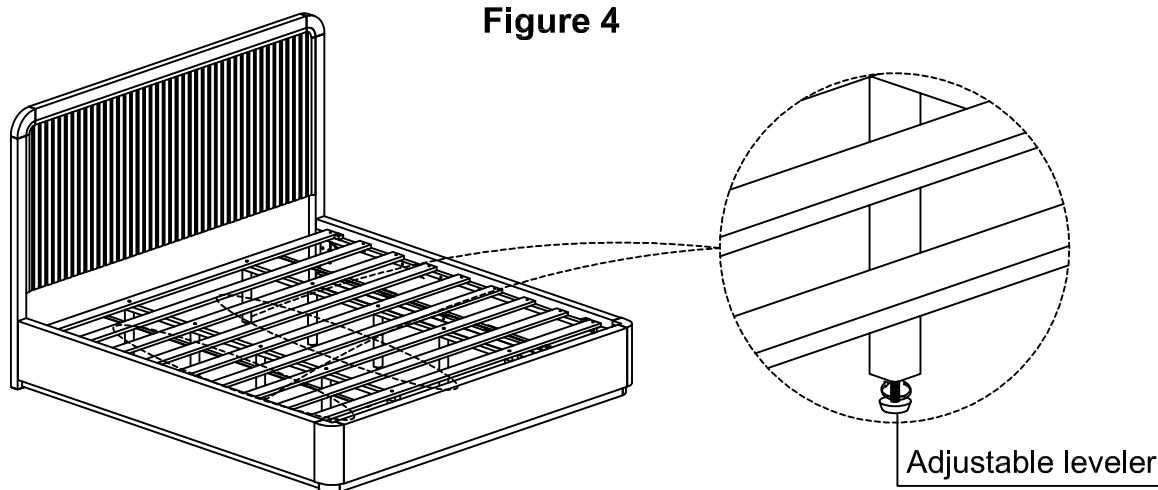
Figure 3



STEP 4

Adjust the levelers on the Center legs until the furniture is leveled. (See Figure 4).

Figure 4



CARE INSTRUCTIONS

- Avoid the use of harsh chemicals or abrasive cleaning materials.
- Wipe the bed clean with a soft, dry cloth after each use.
- Wipe up spills quickly with a soft, dry cloth.

Flexsteel Industries, Inc.

For Parts or Customer Service call
toll-free:

1-888-415-3979

Monday-Friday

8:00 a.m. -5:00 p.m.

(Central Time)

Email:

customersolutions@flexsteel.com

www.flexsteel.com