

# RBMU36L



Product family	Refrigerator
Installation	Built-in
Category	Bottom mount
Built-in niche	>200
No-frost system	Total
Cooling type	No-frost
Defrost	Automatic
Hinge	Door-to-door
Kitchen panel	Not supplied
Hinge position	Left
EAN code	8017709343460



## Aesthetic

Aesthetics	Universal	Drawers profile color	Silver
Material	Steel	Glass shelf profile color	Silver
Logo color	Silver	Display	TFT
Side material	Steel	Display position	Internal
Logo	Silkscreened	Water filter	Yes
Door shelf profile color	Silver	Available colors	Steel

## Refrigerator compartment features



Number of compartments	2	Crisper cover	Yes
Compartment types	Low temperature compartment, Fruit and vegetable compartment	Type of crisper cover	Glass
No. of adjustable shelves	3	Low temperature compartment	Yes
Number of fruit and vegetables drawers	1	Refrigerator lighting	Yes
Type of adjustable shelves	Glass	Refrigerator lighting	LED
Crisper drawer type	Sliding crisper		

## Refrigerator Inner Door

Number of adjustable door shelves	3	Adjustable door bins with wire support	Yes
-----------------------------------	---	----------------------------------------	-----

## Other Refrigerator features



**MultiFlow** Yes

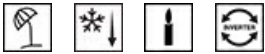
## Freezer features

**Number of drawers** 1

## Other Freezer features

**Ice maker** Automatic **Ice-tray shelf** Yes

## Other technical features



<b>Display functions</b>	Holiday, Fast-freezing, Fast-cooling, Temperature alarm, Showroom mode, Sabbath
<b>MultiZone</b>	Yes
<b>Water network connection</b>	Yes
<b>Power-on light</b>	Yes
<b>Temperature alarm</b>	Yes
<b>Door open alarm</b>	Yes
<b>Temperature setting type</b>	Electronic
<b>No. of compressors</b>	2
<b>Refrigerant gas type</b>	R600a
<b>Compressor type</b>	Inverter
<b>Refrigerant quantity</b>	3.8 oz
<b>Foam agent</b>	HFO

## Performance / Energy Label

<b>Total volume</b>	15.01 cu. ft.	<b>Refrigerator compartment</b>	15.01 cu. ft.
<b>Freezer volume</b>	4.63 cu. ft.		

## Electrical Connection

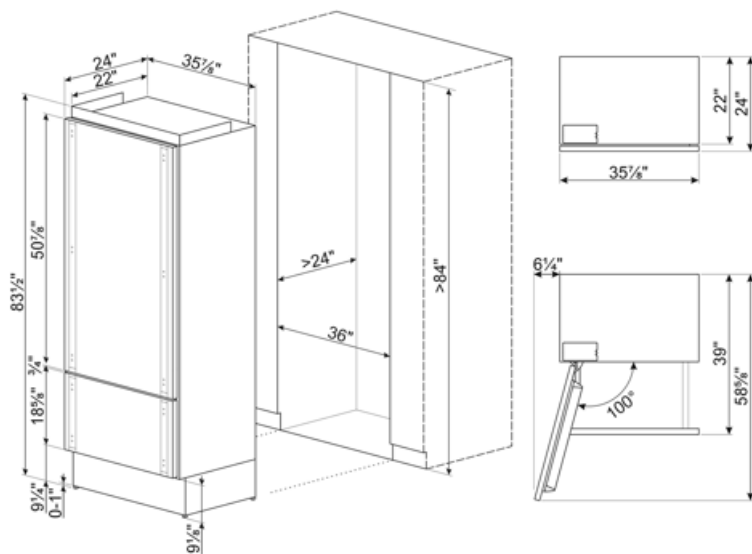
<b>Current</b>	3,5 A	<b>Power cord length</b>	78 3/4 "
<b>Voltage (V)</b>	115 V	<b>Plug</b>	(B) NEMA 5-15P
<b>Frequency (Hz)</b>	60 Hz		

## Logistic Information

<b>Width</b>	35 7/8 "	<b>Height</b>	83 7/16 "
<b>Built-in niche width</b>	36 "	<b>Built-in niche height</b>	84 "
<b>Depth without handle</b>	24 "	<b>Width with doors open at 90°</b>	42 1/8 "
<b>Built-in niche depth</b>	24 "	<b>Depth with door open at 90°</b>	58 5/8 "

## Also available

Installation kit code      RSFZLK



---

## Compatible Accessories

---








RSFZLK



---

## Symbols glossary

---

- |                                                                                  |                                                                                                                                                                                                                                         |                                                                                   |                                                                                                                                     |
|----------------------------------------------------------------------------------|-----------------------------------------------------------------------------------------------------------------------------------------------------------------------------------------------------------------------------------------|-----------------------------------------------------------------------------------|-------------------------------------------------------------------------------------------------------------------------------------|
|  | The automatic defrost system works by automatically defrosting at regular intervals eliminating the need to defrost altogether.                                                                                                         |  | Fast freezing: The fast freezing function brings the temperature of the compartment down when activated a few hours prior to usage. |
|  | Power saving mode: The power saving mode allows you to disable the refrigerator and keep the freezer working.                                                                                                                           |  | LED interior lighting: is a more energy efficient and long lasting way of illuminating the interior of the appliance.               |
|  | Inverter technology: The evolution of Smeg's driers towards more intelligent and environmentally sustainable models has led to the choice of using Inverter technology with heat pumps, which reduces significantly energy consumption. |  | Air plus: keeps food fresher for longer.                                                                                            |
|  | Sabbath: This function allows you to cook food during the Sabbath, the Holiday of rest in the Jewish religion, respecting the precepts.                                                                                                 |                                                                                   |                                                                                                                                     |