

# DW8610



Product family	Dishwashers
Commercial height	86 cm
Installation	Fully-integrated built-in
N° baskets	3, Flexi
Engine	Inverter
EAN code	8017709354794



## Programs



Number of programs	10	Normal	Yes
Washing temperatures	30, 40, 50, 65, 75 °F	Rinse	Yes
Automatic	Yes	Eco express	Yes
Intense	Yes	Express 60'	Yes
Self Clean	Yes	Pots & Pans	Yes
Delicates	Yes		

## Options



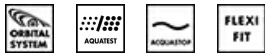
Dry Assist+ option	Yes	Intensive washing zone option	Yes
Delay start	Up to 24 hours	Special programs option	Yes
FlexiZone half-load option	Yes		

## Baskets



Basket color	Gray	Lower basket	Fixed racks
Upper basket	Central fixed racks	Lower basket with anti-drip inserts	Yes
Upper basket height adjustment	On 3 levels	Colour Inner Components	Sage Leaf
Largest loadable dish in upper basket	19,0 inches	Cutlery basket	Yes

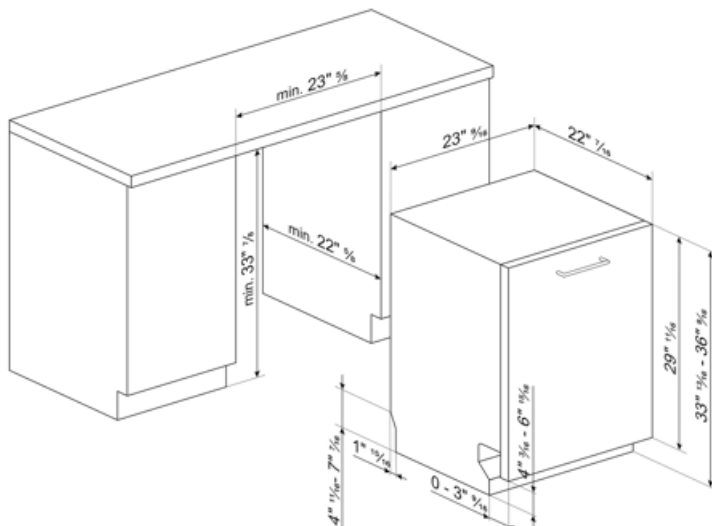
## Technical Features



<b>Width</b>	23 9/16 "	<b>Max water hardness</b>	100°FH;58°dH
<b>Depth</b>	21 5/8 "	<b>Drying system</b>	Natural condenser drying, with Dry Assist + automatic door opening system at the end of the cycle
<b>Display type</b>	LED display (3 digits)	<b>Tub material</b>	Stainless steel
<b>Height</b>	33 3/4 "	<b>Filter</b>	Stainless steel
<b>Display</b>	Delay start, Program progress indicator	<b>Hinges</b>	Self-balancing, Sliding, FLEXIFIT
<b>Program symbols</b>	Writings in English	<b>Min. and max. frontal panel weight</b>	4.4 - 24.3 lbs
<b>On/off indicator</b>	Yes	<b>Min. and max plinth height</b>	50 - 215 mm
<b>Rinse aid indicator</b>	Light	<b>Adjustable feet</b>	2 3/4", from 33 7/8" to 36 5/8"
<b>End-of-cycle indicator</b>	Acoustic signal	<b>Additional gaskets</b>	Yes
<b>Washing system</b>	Orbital	<b>Back cover</b>	Yes
<b>Third spray arm</b>	Single	<b>Depth of dishwasher with open door (mm)</b>	1186 mm
<b>Turbidity sensor Aquatest</b>	Yes	<b>Top cover</b>	Metal sheet
<b>Flood protection system</b>	Single Aquastop		

## Electrical Connection

<b>Connected power</b>	1100 W	<b>Connection type</b>	Single-phase
<b>Current</b>	13 A	<b>Power supply cable length</b>	140 "
<b>Voltage</b>	115 V	<b>Plug</b>	(B) NEMA 5-15P
<b>Frequency (Hz)</b>	60 Hz		



## Compatible Accessories



**KIT86SPRAN**



**KIT86SPRMW**



**KIT86SPRX**



**KITFLEXI**



**KITJBDW**



**KITPL60B**

Toe-kick Kit in White colour with adjustable height and deepness. Can be installed over all the fully integrated and underbench models with variable fulcrum or flexifit hinges.



**KITPL60N**

Toe-kick Kit in Black colour with adjustable height and deepness. Can be installed over all the fully integrated and underbench models with variable fulcrum or flexifit hinges.



**KITPL60X**





















Toe-kick Kit in Stainless Steel with adjustable height and deepness. Can be fitted over all the fully integrated and underbench models with variable fulcrum or flexifit hinges.



**KITPLV2**

Kit extension for dishwasher and washing machine: lenght mt. 2

## Symbols glossary

	Acquastop: Some Smeg dishwashers are equipped with a simple Acquastop: float sensor in the bottom which is necessary to prevent an accidental leakage of water inside the appliance.		Aquatest measures the clarity of the water during an auto program, and automatically ensures the minimum consumption of water and energy.
	Anti-drip: Some models of dishwashers are equipped with special polymer nozzles anti-drip, that improve the process of drying.		COMM_HEIGHT_86_72dpi
	Delay Timer: The delay timer can postpone the start of the program by up to 24 hours.		Models with new Flexi Fit hinges are able to be installed in kitchens with a plinth of just 5cms. With this new hinge design, the panel has a sliding movement from the bottom to the top, avoiding any possible interference of the panel with the plinth.
	FlexiZone: The ½ load flexizone allows you to wash a reduced load saving energy, water and time and there are no restrictions on where the items are placed.		Inverter technology: The evolution of Smeg's driers towards more intelligent and environmentally sustainable models has led to the choice of using Inverter technology with heat pumps, which reduces significantly energy consumption.
	Noise Level: Excellent insulation and special devices keep noise to a minimum.		Orbital wash system distributes water evenly throughout the 60cm dishwasher cavity, directing water with precision to ensure an excellent wash.
	Auto 45°- 65°: The auto programme regulates the length of a cycle depending on the need for a pre-wash and the number of rinses required.		Delicate: Delicate washing program is designed for delicate dishes which are not heavily soiled.
	PRG_RINSE_72dpi		Ultraclean: The Ultraclean option performs a final rinse at a high temperature of 70°C eliminating virtually all bacteria.
	The symbols show the number of plate settings of the dishwasher.		System WaterSave ensures the best washing results with minimal water consumption depending on the model of dishwasher.
	...		...
	...		The Dry Assist + option, in addition to saving energy, ensures perfect drying of the dishes by opening the door automatically at the end of the wash cycle.