


# URP3653

Undercounters

# LIEBHERR

## Refrigeration and Freezing



home.liebherr.com

### URP3653

Energy consumption (kWh / y)	125
Estimated Yearly Energy Cost in US \$	18
Sound rating dB(A)	34
Refrigerator capacity cu.ft. (l)	4.1 (117)
Electronic control	Touch&Swipe
Defrost type	Automatic
Interior light	LED ceiling light
Number of shelves	2
Number of door racks	n/a
Gallon storage	Yes
Number of drawers	1
Temperature range	36 to 48°F (2 TO 9°C)
Door alarm	Visual and acoustic
Door type	Panel ready
SoftSystem	Yes
Door hinges	Pull-out
<b>Product dimensions</b>	
in inch (H / W / D)	32 1/4" / 23 1/2" / 21 15/16"
in cm (H / W / D)	81.9 / 59.7 / 55.6
<b>Cut out dimensions</b>	
in inch (H / W / D)	32 5/16-34 11/16 / 24 / 22
in cm (H / W / D)	82-88 / 60 / 56
Net weight lbs. (kg)	88.2 (40)
Voltage V / Hz	115/60

\* Energy Cost will depend on utility rates and use. Estimated energy cost based on a national average electricity cost of 14 cents per KWh.

\*\* Noise output – according to EN 60704-3



### Accessories

FreshAir activated charcoal filter	9882460
Stainless-steel panel for horizontal handle	9904926
23" Brushed aluminum square handle	9901561
23" Stainless-steel round handle	9904734
Adjustable toe kick	7742874

### Features

#### Super Cool

Generates greater cold reserves so that freshly stored food can be rapidly chilled. Reversion from the chilling temperature of +35.6°F to the normal refrigeration temperature is time or quantity-controlled to help save energy.

#### Power Cooling

The fan – as powerful as it is quiet – distributes the cold air efficiently throughout the entire refrigeration compartment.

#### Soft Telescopic

The safes slide out gently when opened and the soft self-closing mechanism makes daily use practical, safe and convenient. The safes slide all the way out (when the door is opened 90°) allowing a perfect view of everything in the drawer.

#### ADA Compliant

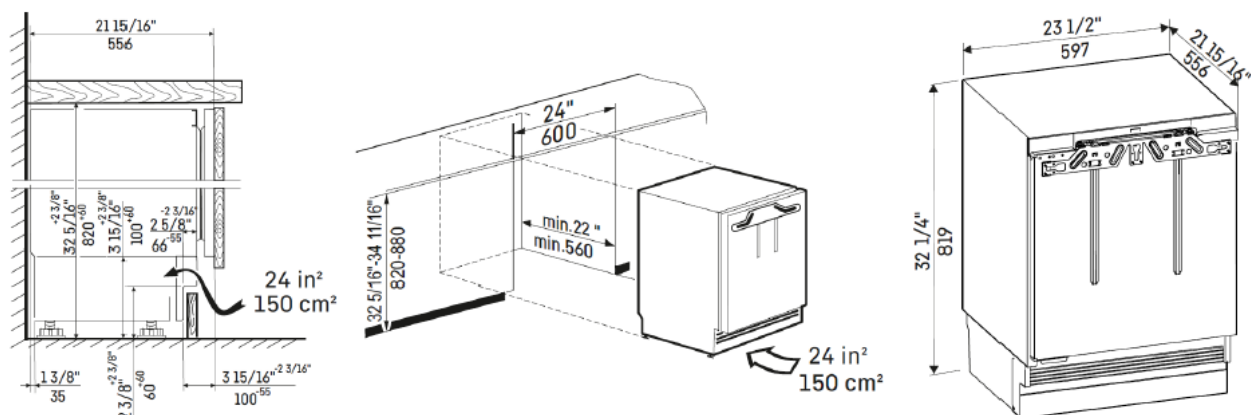
ADA compliant, designed to fit under counter heights between 32" and 34".

#### Smart Device

SmartDevice is the networking solution for your smart Liebherr refrigerator. You can control your smart refrigerator directly using your smartphone or tablet via the SmartDevice app – conveniently from all over the world.

# Diagrams

## Product and Cut out Dimensions

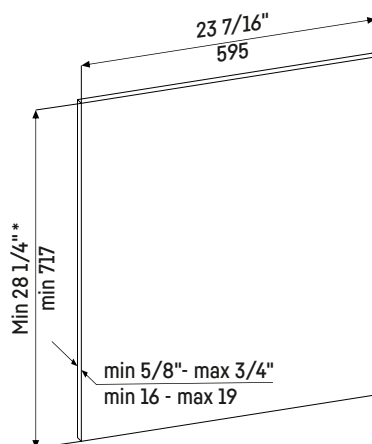


This is a fully integrated undercounter model which means that it is fully enclosed by a kitchen cabinet. This type of cabinet must be carefully constructed using the correct dimensions and it must provide suitable ventilation to ensure proper appliance operation. The floor on which the appliance stands must be horizontal, and level and the kitchen cabinets must be aligned horizontally and vertically. The kitchen cabinet door, the appliance ventilation grille and the toe kick panel must maintain a minimum opening of 1-3/8" (35 mm) to allow proper air flow for ventilation.

The power cord exists the rear of the appliances and has a length of 6.5 ft (2m). We recommend the electrical outlet not be situated behind the appliance and be easily accessible. The under counter can be installed in a standard niche of 34" up to taller niche of 36". Height can be adjusted in a range of 2 3/8" (60mm) by turning the levelling feet. To ensure proper refrigeration performance of the appliance, designed ventilation is required.

The toe kick installation will be different depending on the cabinets where the appliance is installed. A toe kick panel will be required to cover the gap between the ventilation grill and the floor.

## Door Panel Dimensions



Custom panels should be at least 5/8" (16mm) and a maximum of 3/4" (19mm) thick.

Maximum value must not exceed the maximum ventilation cross-section of 24 in² (150 cm²).

Panel and handle max weight is:  
Maximum weight of the custom panel door is 22 lb (10kg)

If using a "shaker style" panel that undershoots the minimum panel thickness, please be aware that you will need to use shorter screws than on standard thickness panels