

SC5GMR80H

LG Styler® Smart Steam Closet with Dual TrueSteam® Technology, Dynamic MovingHanger™ and Built-In HandySteamer™

- Dual TrueSteam® Technology
- Built-In HandySteamer™
- QuickRefresh™
- Dynamic MovingHanger™
- Plug & Go Design
- Smart LCD Touch Display

AVAILABLE COLORS



MIRROR

Proactive Smart Alerts to Keep Your Appliances Running Smoothly

ThinQ Care

- Preventative Alerts help you stay a step ahead of potential issues to find proactive solutions before problems arise.
- Avoid preventable repairs and service calls with real-time diagnostics for a hassle-free experience.
- Integrated within LG's ThinQ app—a smart home hub for managing your smart devices and appliances.



MATERIAL & FINISH

Door Color	Mirror
Door Type	Glass
Styler Body Color	Texture Western Black

FEATURES

Drying Type	Ventless with Inverter HeatPump System
True Steam	Yes (Dual TrueSteam)
Moving Hanger	Yes
Max RPM of Moving Hanger	350
Pants Crease Care	Yes
Dehumidification	Yes
Reversible Door	Yes
Aroma Kit	Yes
Versatile Shelf	Yes
End of Cycle Signal	Yes
Interior Light	Yes (3)
Empty Water Indicator	Yes
Fill Water Indicator	Yes
Built-In Handy Turbo Steamer	Yes
Auto Ventilation System	Yes

PROGRAMS

Dry 1 Time	Yes
Refresh	Light / Normal / Heavy / Wet
AI Styling	Yes
Sanitary	Find Dust/ Normal/ Heavy Dust / Kid's Item
Warm Blankets	Yes
Ready to Go	Yes
Gentle Dry - Dehumidify	Dehumidify, Time Dry, Rain / Snow
Sanitize	Bedding / Pillow, Doll / Suit / School Uniform
Special Care	Suits/ Coats, Silk Care, School Uniform, Pants Crease
Styling	Wool / Knitwear, Cashmere, Fur / Leather, Padded Coat, Storage, Sportswear, Scarf, Old Clothes, Yoga Outfit, Silent, Jeans, Knitted Cardigan
Dry	Padded Coat, Low Temperature Dry, Wool / Knitwear Dry, Rainy Season Dry, Swimsuitm, AI Dry, Yoga Outfit

CONTROL & DISPLAY

Display Type	Full Touch LCD+Buttons & LCD+LED Display
Figure Indicator	LCD
Delay Timer	3-19 Hours
LCD Size	2.4 Inches

ADDITIONAL OPTIONS

Night Care	Yes
Delay Start	Yes
Control Lock	Yes

SMART FEATURES (ThinQ® TECHNOLOGY)

ThinQ (Wi-Fi)	Yes
Remote Start and Cycle Monitor	Yes
Download Cycle	Yes
Smart Diagnosis	Yes
Energy Monitoring	Yes
Voice Control (3rd Party Device)	No

POWER SOURCE

Electrical Requirements	120V, 60Hz, 12.5A
Plug	Included
Plug Type	3 Prong

DIMENSIONS & WEIGHTS

Dimensions (WxHxD)	23 5/8" x 77 3/8" x 24 3/8"
Product Depth with door open 90°	46 7/8"
Carton Dimensions (WxHxD)	28 1/4" x 80 3/4" x 27 5/8"
Weight	207.2 lbs
Carton Weight	277.1 lbs

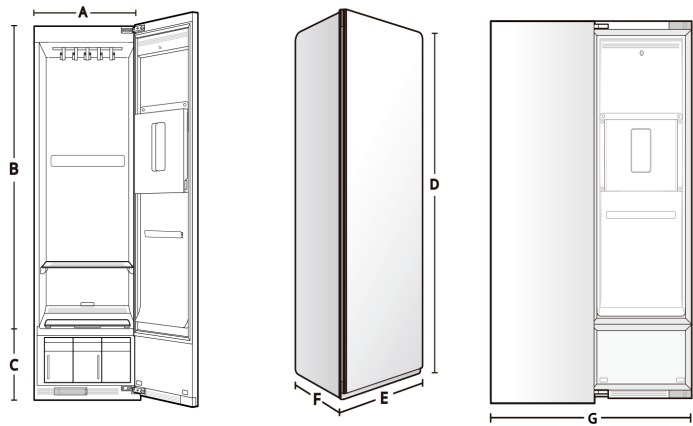
OPTIONS & ACCESSORIES

Regular Hanger (Qty)	5
Pants Hanger (Qty)	No
Shelf (Qty)	1
Drip Tray	1
Anti-Tip Kit (Qty)	No
Rear Leveling Feet	2
Carpet Install Spike	4

UPC CODE

SC5GMR80H	195174120514
-----------	--------------

DIMENSION / CLEARANCES



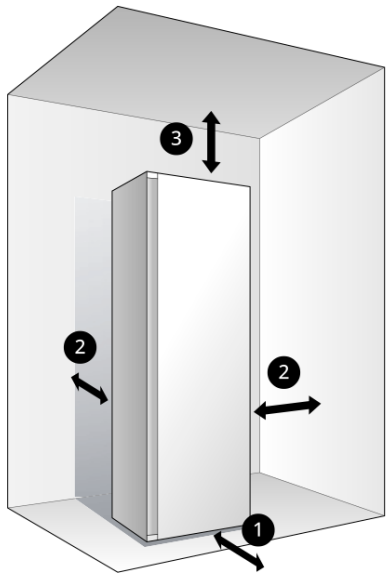
DIMENSIONS	in	mm
A	21	535
B	61 3/4	1570
C	15 1/2	395
D	77 3/8	1965
E	23 5/8	600
F	24 3/8	620
G	46 7/8	1190

DIMENSION / CLEARANCES

RECOMMENDED INSTALLATION SPACING

The following clearances are recommended for the appliance. Although the appliance has been tested for clearances of 1 3/16 in. (3 cm) on the sides and rear, recommended clearances should be considered for the following reasons:

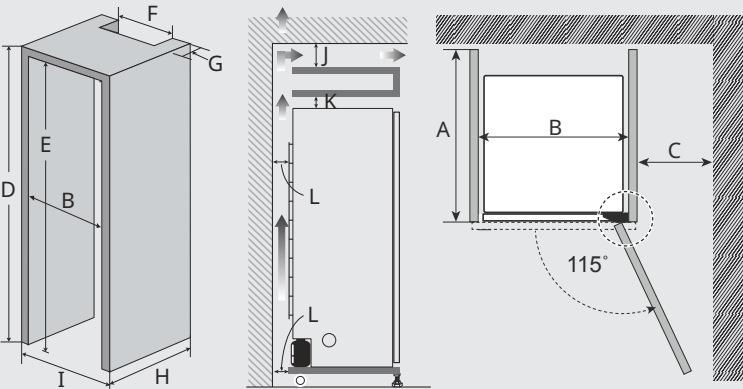
- 1 Allow at least 24in. (61cm) in front to open the door.
- 2 Allow at least 2in. (5cm) on both sides and between the back of the appliance and the wall.
- 3 Allow at least 7 3/4 in. (20cm) between the top of the appliance and any overhanging shelves or cabinets.



DIMENSION / CLEARANCES

SPACING FOR RECESSED AREA OR CLOSET INSTALLATION

There should be at least a little space around the appliance (or any other appliance) to avoid contact with walls, furniture, or other appliances during operation. Allow a minimum of 1 3/16 in. (3 cm) on all sides of the appliance to avoid increased noise or damage.

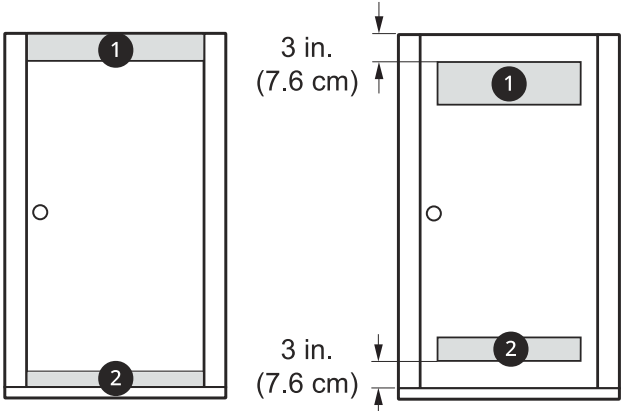


DIMENSIONS	in	mm
A	≥ 27 1/8	≥ 690
B	≥ 26 3/8	≥ 670
C	≥ 10	≥ 250
D	≥ 78 7/8	≤ 2004
E	≥ 78 3/8	≥ 1990
F	≥ 21 13/16	≥ 555
G	≥ 2	≥ 50
H	≥ 26 3/8	≥ 670
I	≥ 25 1/4	≥ 640
J	≥ 2	≥ 50
K	≥ 1	≥ 25
L	≥ 2	≥ 50

DIMENSION / CLEARANCES

Closet Ventilation Requirement

Closets with doors must have both an upper and lower vent to prevent heat and moisture build-up in the closet.



- 1 Upper vent opening with a minimum opening of 48 sq. in. (310 cm²) must be installed no lower than 6 ft. (185 cm) above the floor.
- 2 Lower vent opening with a minimum opening of 24 sq. in. (155 cm²) must be installed no more than one foot above the floor.